

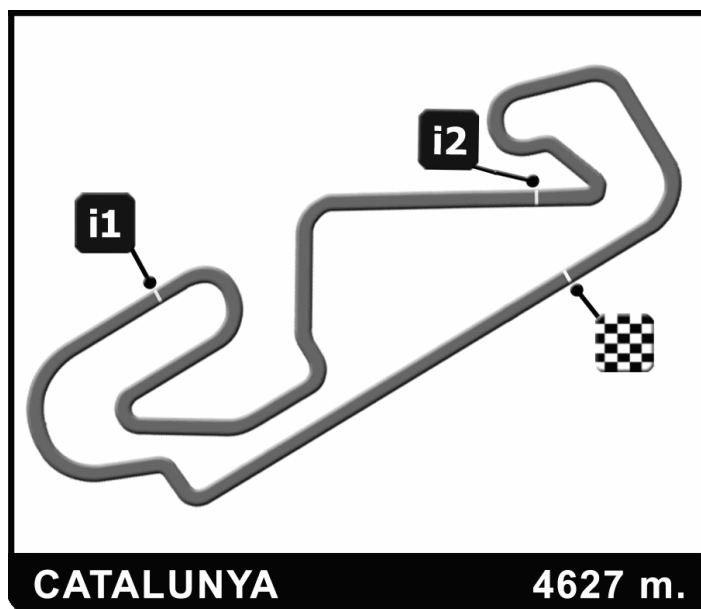
MEGANE TROPHY



ROUND 7: BARCELONA

EUROCUP MEGANE TROPHY

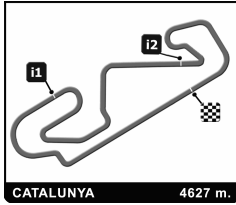
Results Booklet



**RENAULT
SPORT**



**world series
by RENAULT**



Computerised results and timing service

ROUND 7: BARCELONA

EUROCUP MEGANE TROPHY

COLLECTIVE TEST 1

Classification

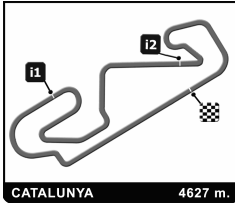
Driver	Nation	ASN	Team	Time	Lap	Total	Gap	Kph
1	24	Jean-Philippe DAYRAUT	FRA FRA Epsilon Euskadi	1:48.975	7	8	-	152.9
2	5	Frédéric GABILLON	FRA FRA Team Lompech Sport	1:49.236	7	8	+0.261	152.5
3	35	Bruce LORGERE-ROUX	FRA FRA Tech 1 Racing	1:49.568	7	8	+0.593	152.0
4	32	Matthieu LAHAYE	FRA ESP Tech 1 Racing	1:49.707	7	8	+0.732	151.8
5	21	Mathieu CHERUY	FRA FRA TDS	1:49.802	7	8	+0.827	151.7
6	23	James KIRKPATRICK	GBR GBR Epsilon Euskadi	1:50.145	7	8	+1.170	151.2
7	40	J HIRSCHI	SUI SUI HIRSCHI RACING TEAM	1:50.345	7	8	+1.370	151.0
8	28	Ralph MEICHTRY	SUI SUI Race Performance	1:50.379	6	8	+1.404	150.9
9	19	Luigi FERRARA	ITA ITA Oregon Team	1:50.744	7	8	+1.769	150.4
10	44	Jean-Philippe MADONIA	FRA FRA TDS	1:50.761	7	8	+1.786	150.4
11	26	Bernhard TEN BRINKE	NED NED Equipe Verschuur	1:50.846	7	8	+1.871	150.3
12	14	Jaap VAN LAGEN	NED NED Equipe Verschuur	1:50.850	2	2	+1.875	150.3
13	4	Cesar CAMPANIÇO	POR POR Racing For Belgium	1:51.069	7	8	+2.094	150.0
14	10	Miguel FREITAS	POR POR Racing For Belgium	1:51.094	7	8	+2.119	149.9
15	9	Sébastien DHOUILLY	FRA FRA Thierry Boutsen Racing	1:51.172	7	8	+2.197	149.8
16	7	Pedro PETIZ	POR POR Iris Racing	1:51.414	7	8	+2.439	149.5
17	20	Alessandro BALZAN	ITA ITA Oregon Team	1:51.468	7	8	+2.493	149.4
18	11	Andreas MAYERL	AUT AUT Sesterheim Racing	1:51.565	6	8	+2.590	149.3
19	6	Renaud KUPPENS	BEL BEL Thierry Boutsen Racing	1:53.471	5	7	+4.496	146.8
20	22	Pascal BALLAY	FRA FRA Energy Racing	1:53.585	4	5	+4.610	146.6
21	42	Ron MARCHAL	NED NED Racing For Belgium	1:53.626	6	7	+4.651	146.6
22	25	Victor FERNANDEZ	ESP ESP Saturn Motosport	1:57.220	6	7	+8.245	142.1
23	33	Jean-Charles MIGINIAC	FRA FRA Team Lompech Sport	1:57.499	6	7	+8.524	141.8
24	27	Lluis LLOBET	ESP ESP Saturn Motosport	2:04.534	5	6	+15.559	133.8
25	18	Rafael UNZURRUNZAGA	ESP ESP Blue Jumeirah Team	2:20.023	5	6	+31.048	119.0

Fastest Lap	Lap 7	Jean-Philippe DAYRAUT	1:48.975	152.9 Kph
Circuit Record Lap		New Track		Kph
Circuit Best Lap	27/10/2006	Jean-Philippe DAYRAUT	1:48.975	152.9 Kph

The results are provisional until the end of the limit for protest and appeals

The limit for protest expires 30' at the latest after publication of the results - Time:

Stewards:	Timekeeper:
-----------	-------------



Computerised results and timing service

ROUND 7: BARCELONA EUROCUP MEGANE TROPHY COLLECTIVE TEST 1 Best Partial Times

IT Ideal Lap Time, sum of the best partial times
BT Best Lap Time

S1		S2		S3		IT		BT		
Pos	Driver	Time	Driver	Time	Driver	Time	Pos	Driver	IT	BT
1	J.DAYRAUT	33.031	M.CHERUY	43.646	J.DAYRAUT	31.795	1	J.DAYRAUT	1'48.559	1:48.975 (1)
2	M.LAHAYE	33.186	B.LORGERE-ROUX	43.654	M.LAHAYE	32.038	2	M.LAHAYE	1'49.026	1:49.707 (4)
3	F.GABILLON	33.287	F.GABILLON	43.681	R.MEICHTRY	32.197	3	F.GABILLON	1'49.193	1:49.236 (2)
4	B.LORGERE-ROUX	33.319	J.DAYRAUT	43.733	F.GABILLON	32.225	4	B.LORGERE-ROUX	1'49.384	1:49.568 (3)
5	J.HIRSCHI	33.458	M.LAHAYE	43.802	P.PETIZ	32.285	5	M.CHERUY	1'49.682	1:49.802 (5)
6	J.KIRKPATRICK	33.487	J.KIRKPATRICK	43.828	J.VAN LAGEN	32.315	6	J.KIRKPATRICK	1'49.824	1:50.145 (6)
7	C.CAMPANIÇO	33.544	R.MEICHTRY	44.015	M.CHERUY	32.390	7	R.MEICHTRY	1'50.027	1:50.379 (8)
8	M.CHERUY	33.646	P.PETIZ	44.018	B.LORGERE-ROUX	32.411	8	P.PETIZ	1'50.047	1:51.414 (16)
9	J.MADONIA	33.646	L.FERRARA	44.058	L.FERRARA	32.503	9	J.HIRSCHI	1'50.098	1:50.345 (7)
10	B.TEN BRINKE	33.712	J.HIRSCHI	44.066	J.KIRKPATRICK	32.509	10	L.FERRARA	1'50.303	1:50.744 (9)
11	M.FREITAS	33.721	J.VAN LAGEN	44.082	S.DHOUAILLY	32.569	11	C.CAMPANIÇO	1'50.477	1:51.069 (13)
12	L.FERRARA	33.742	C.CAMPANIÇO	44.286	J.HIRSCHI	32.574	12	J.VAN LAGEN	1'50.535	1:50.850 (12)
13	P.PETIZ	33.744	B.TEN BRINKE	44.328	A.BALZAN	32.633	13	B.TEN BRINKE	1'50.683	1:50.846 (11)
14	R.MEICHTRY	33.815	A.MAYERL	44.406	B.TEN BRINKE	32.643	14	J.MADONIA	1'50.761	1:50.761 (10)
15	S.DHOUAILLY	33.847	J.MADONIA	44.436	C.CAMPANIÇO	32.647	15	S.DHOUAILLY	1'50.973	1:51.172 (15)
16	A.BALZAN	33.853	S.DHOUAILLY	44.557	J.MADONIA	32.679	16	M.FREITAS	1'51.094	1:51.094 (14)
17	A.MAYERL	34.030	M.FREITAS	44.690	M.FREITAS	32.683	17	A.BALZAN	1'51.220	1:51.468 (17)
18	J.VAN LAGEN	34.138	A.BALZAN	44.734	R.KUPPENS	32.872	18	A.MAYERL	1'51.565	1:51.565 (18)
19	R.MARCHAL	34.300	P.BALLAY	45.554	A.MAYERL	33.129	19	R.KUPPENS	1'53.377	1:53.471 (19)
20	P.BALLAY	34.883	R.KUPPENS	45.608	P.BALLAY	33.148	20	P.BALLAY	1'53.585	1:53.585 (20)
21	R.KUPPENS	34.897	R.MARCHAL	46.110	R.MARCHAL	33.184	21	R.MARCHAL	1'53.594	1:53.626 (21)
22	J.MIGINIAC	35.395	V.FERNANDEZ	46.932	V.FERNANDEZ	34.485	22	V.FERNANDEZ	1'57.220	1:57.220 (22)
23	V.FERNANDEZ	35.803	J.MIGINIAC	47.289	J.MIGINIAC	34.815	23	J.MIGINIAC	1'57.499	1:57.499 (23)
24	L.LLOBET	36.996	L.LLOBET	47.986	L.LLOBET	35.434	24	L.LLOBET	2'00.416	2:04.534 (24)
25	R.UNZURRUNZAGA	42.611	R.UNZURRUNZAGA	55.459	R.UNZURRUNZAGA	41.953	25	R.UNZURRUNZAGA	2'20.023	2:20.023 (25)



**RENAULT
SPORT**



world series
by RENAULT

**MEGANE
TROPHY**

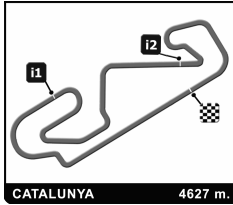
EURO CUP



Computerised results and timing service

ROUND 7: BARCELONA
EURO CUP MEGANE TROPHY
COLLECTIVE TEST 1
Fastest Laps Sequence

Practice Time	Driver	Nation	Time	Kph	Driver's Lap
4:07.952	5 Frédéric GABILLON	FRA	1:53.581	146.7	2
4:34.876	24 Jean-Philippe DAYRAUT	FRA	1:50.876	150.2	2
5:33.632	14 Jaap VAN LAGEN	NED	1:50.850	150.3	2
6:24.374	24 Jean-Philippe DAYRAUT	FRA	1:49.498	152.1	3
31:24.608	5 Frédéric GABILLON	FRA	1:49.236	152.5	7
31:29.603	24 Jean-Philippe DAYRAUT	FRA	1:48.975	152.9	7

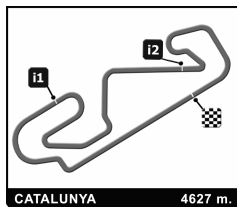


Computerised results and timing service

**ROUND 7: BARCELONA
EURO CUP MEGANE TROPHY
COLLECTIVE TEST 1**
Chronological Analysis of Performances

B Crossing the finish line in pit lane **S2** Time from 1st intermediate to 2nd intermediate
S1 Time from finish line to 1st intermediate **S3** Time from 2nd intermediate to finish line **FY** Full Yellow Flag

Lap	Lap Time	S1	S2	S3	Lap	Lap Time	S1	S2	S3																																																																																																																																																						
4 Cesar CAMPANIÇO POR Racing For Belgium					5	17:48.202	...	47.148	33.089																																																																																																																																																						
1	2:24.798	1:00.155	49.197	35.446	6	1:51.634	34.337	44.557	32.740																																																																																																																																																						
2	1:53.839	35.200	45.305	33.334	7	1:51.172	33.910	44.693	32.569																																																																																																																																																						
3	1:52.519	34.042	45.027	33.450	8	2:05.181 B	33.847	45.802	45.532																																																																																																																																																						
4	2:22.923 B	33.763	52.357	56.803	10 Miguel FREITAS POR Racing For Belgium																																																																																																																																																										
5	19:16.336	...	46.703	33.220	1	2:25.424	1:00.574	49.320	35.530																																																																																																																																																						
6	1:51.418	34.152	44.286	32.980	2	1:55.199	35.227	46.170	33.802																																																																																																																																																						
7	1:51.069	33.605	44.817	32.647	3	1:53.138	34.422	45.100	33.616																																																																																																																																																						
8	2:19.806 B	33.544	48.390	57.872	4	2:21.209 B	34.186	50.479	56.544																																																																																																																																																						
5 Frédéric GABILLON FRA Team Lompech Sport					5	19:19.197	...	45.798	33.987																																																																																																																																																						
1	2:14.371	49.445	49.951	34.975	6	1:53.020	35.368	44.866	32.786																																																																																																																																																						
2	1:53.581	34.914	45.807	32.860	7	1:51.094	33.721	44.690	32.683																																																																																																																																																						
3	1:51.393	33.557	44.916	32.920	8	2:24.021 B	33.844	46.231	1:03.946																																																																																																																																																						
4	2:27.819 B	33.533	1:00.013	54.273	11 Andreas MAYERL AUT Sesterheim Racing																																																																																																																																																										
5	19:18.585	...	44.582	32.444	1	3:03.240	1:35.516	50.602	37.122																																																																																																																																																						
6	1:49.623	33.287	43.933	32.403	2	1:56.762	36.199	46.471	34.092																																																																																																																																																						
7	1:49.236	33.330	43.681	32.225	3	1:53.405	35.295	44.974	33.136																																																																																																																																																						
8	2:20.590 B	34.612	50.360	55.618	4	2:38.544 B	40.885	1:04.276	53.383																																																																																																																																																						
6 Renaud KUPPENS BEL Thierry Boutsen Racing					5	18:19.567	...	46.047	33.598																																																																																																																																																						
1	3:02.263	1:20.524	1:01.134	40.605	6	1:51.565	34.030	44.406	33.129																																																																																																																																																						
2	2:04.054	41.332	47.967	34.755	7	1:52.425	34.420	44.712	33.293																																																																																																																																																						
3	2:17.416 B	37.485	47.833	52.098	8	2:20.700 B	34.689	46.304	59.707																																																																																																																																																						
4	19:52.449	...	47.650	34.122	14 Jaap VAN LAGEN NED EQUIPE Verschuur																																																																																																																																																										
5	1:53.471	34.991	45.608	32.872	1	3:42.782	2:20.149	48.550	34.083																																																																																																																																																						
6	1:54.326	34.897	45.997	33.432	2	1:50.850	34.453	44.082	32.315																																																																																																																																																						
7	2:09.911 B	34.939	46.018	48.954	7 Pedro PETIZ POR Iris Racing					18 Rafael UNZURRUNZAGA ESP Blue Jumeirah Team					1	3:02.255	1:33.201	51.087	37.967	1	3:39.964	1:43.869	1:07.120	48.975	2	1:56.832	36.093	46.680	34.059	2	2:35.110	46.579	1:01.518	47.013	3	1:52.318	34.218	44.809	33.291	3	3:02.649 B	45.064	1:19.151	58.434	4	2:36.726 B	41.471	1:02.748	52.507	4	19:16.742	...	1:00.421	43.005	5	18:10.033	...	45.885	33.321	5	2:20.023	42.611	55.459	41.953	6	1:51.723	35.040	44.398	32.285	6	2:36.817 B	42.781	59.844	54.192	7	1:51.414	33.744	44.018	33.652	8	5:49.510 B	4:13.353	54.150	42.007	19 Luigi FERRARA ITA Oregon Team					9 Sébastien DHOUILLY FRA Thierry Boutsen Racing					1	2:41.528	1:17.209	49.147	35.172	1	3:03.667	1:34.147	50.822	38.698	2	1:54.502	35.071	46.117	33.314	2	1:57.422	36.724	46.715	33.983	3	1:51.592	34.195	44.798	32.599	3	1:53.900	35.034	45.403	33.463	4	2:28.479 B	33.996	1:06.224	48.259	4	2:38.403 B	40.208	1:05.547	52.648	5	18:28.331	...	45.257	33.053						6	1:50.819	34.206	44.058	32.555						7	1:50.744	33.742	44.499	32.503
7 Pedro PETIZ POR Iris Racing					18 Rafael UNZURRUNZAGA ESP Blue Jumeirah Team																																																																																																																																																										
1	3:02.255	1:33.201	51.087	37.967	1	3:39.964	1:43.869	1:07.120	48.975																																																																																																																																																						
2	1:56.832	36.093	46.680	34.059	2	2:35.110	46.579	1:01.518	47.013																																																																																																																																																						
3	1:52.318	34.218	44.809	33.291	3	3:02.649 B	45.064	1:19.151	58.434																																																																																																																																																						
4	2:36.726 B	41.471	1:02.748	52.507	4	19:16.742	...	1:00.421	43.005																																																																																																																																																						
5	18:10.033	...	45.885	33.321	5	2:20.023	42.611	55.459	41.953																																																																																																																																																						
6	1:51.723	35.040	44.398	32.285	6	2:36.817 B	42.781	59.844	54.192																																																																																																																																																						
7	1:51.414	33.744	44.018	33.652	8	5:49.510 B	4:13.353	54.150	42.007	19 Luigi FERRARA ITA Oregon Team					9 Sébastien DHOUILLY FRA Thierry Boutsen Racing					1	2:41.528	1:17.209	49.147	35.172	1	3:03.667	1:34.147	50.822	38.698	2	1:54.502	35.071	46.117	33.314	2	1:57.422	36.724	46.715	33.983	3	1:51.592	34.195	44.798	32.599	3	1:53.900	35.034	45.403	33.463	4	2:28.479 B	33.996	1:06.224	48.259	4	2:38.403 B	40.208	1:05.547	52.648	5	18:28.331	...	45.257	33.053						6	1:50.819	34.206	44.058	32.555						7	1:50.744	33.742	44.499	32.503																																																																											
8	5:49.510 B	4:13.353	54.150	42.007	19 Luigi FERRARA ITA Oregon Team																																																																																																																																																										
9 Sébastien DHOUILLY FRA Thierry Boutsen Racing					1	2:41.528	1:17.209	49.147	35.172																																																																																																																																																						
1	3:03.667	1:34.147	50.822	38.698	2	1:54.502	35.071	46.117	33.314																																																																																																																																																						
2	1:57.422	36.724	46.715	33.983	3	1:51.592	34.195	44.798	32.599																																																																																																																																																						
3	1:53.900	35.034	45.403	33.463	4	2:28.479 B	33.996	1:06.224	48.259																																																																																																																																																						
4	2:38.403 B	40.208	1:05.547	52.648	5	18:28.331	...	45.257	33.053																																																																																																																																																						
					6	1:50.819	34.206	44.058	32.555																																																																																																																																																						
					7	1:50.744	33.742	44.499	32.503																																																																																																																																																						



Computerised results and timing service

ROUND 7: BARCELONA

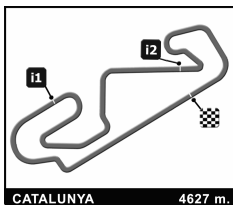
EURO CUP MEGANE TROPHY

COLLECTIVE TEST 1

Chronological Analysis of Performances

B Crossing the finish line in pit lane
S1 Time from finish line to 1st intermedia
S2 Time from 1st intermediate to 2nd intermediate
S3 Time from 2nd intermediate to finish line
FY Full Yellow Flag

Lap	Lap Time	S1	S2	S3	Lap	Lap Time	S1	S2	S3		
8	2:06.460 B	33.978	44.813	47.669	6	1:50.049	33.660	44.015	32.374		
20 Alessandro BALZAN ITA Oregon Team	1	2:47.314	1:20.320	51.142	35.852	7	1:48.975	33.031	43.733	32.211	
2	1:55.854	36.082	46.239	33.533	8	2:16.782 B	33.064	47.431	56.287		
3	1:52.953	34.611	45.293	33.049	25 Victor FERNANDEZ ESP Saturn Motosport	1	2:59.193	1:15.812	59.283	44.098	
4	2:45.988 B	34.517	1:11.071	1:00.400	2	2:14.112	44.563	50.888	38.661		
5	18:19.826	...	46.202	34.723	3	2:26.160 B	40.748	49.931	55.481		
6	1:55.042	34.855	46.262	33.925	4	20:39.444	...	50.809	37.221		
7	1:51.468	34.101	44.734	32.633	5	1:59.217	36.928	47.720	34.569		
8	2:21.846 B	33.853	51.800	56.193	6	1:57.220	35.803	46.932	34.485		
21 Mathieu CHERUY FRA TDS	7	2:46.334 B	45.993	1:00.860	59.481	7	2:46.334 B	45.993	1:00.860	59.481	
1	2:16.409	50.673	50.289	35.447	26 Bernhard TEN BRINKE NED Equipe Verschuur	1	2:50.199	1:22.008	51.457	36.734	
2	1:53.968	35.348	45.680	32.940	2	1:57.373	35.822	46.390	35.161		
3	1:51.163	34.030	44.297	32.836	3	1:54.549	34.169	45.439	34.941		
4	2:30.142 B	33.646	1:00.229	56.267	4	2:41.278 B	37.176	1:07.581	56.521		
5	19:10.338	...	44.859	33.095	5	18:07.519	...	46.536	34.721		
6	1:51.456	34.307	44.759	32.390	6	1:51.616	34.141	44.591	32.884		
7	1:49.802	33.724	43.646	32.432	7	1:50.846	33.875	44.328	32.643		
8	2:19.490 B	35.000	47.442	57.048	8	2:22.901 B	33.712	53.095	56.094		
22 Pascal BALLAY FRA Energy Racing	1	9:25.777 B	7:31.912	1:02.209	51.656	27 Lluís LLOBET ESP Saturn Motosport	1	3:10.006	1:22.115	1:04.545	43.346
2	18:45.571	...	49.136	38.414	2	2:17.131	45.830	53.282	38.019		
3	1:56.626	36.801	46.343	33.482	3	2:24.549 B	38.946	54.719	50.884		
4	1:53.585	34.883	45.554	33.148	4	20:42.955	...	1:00.669	41.935		
5	2:14.058 B	39.551	48.031	46.476	5	2:04.534	38.568	50.532	35.434		
23 James KIRKPATRICK GBR Epsilon Euskadi	6	2:10.910 B	36.996	47.986	45.928	28 Ralph MEICHTRY SUI Race Performance	1	3:03.860	1:36.000	50.651	37.209
1	2:44.572	1:20.407	49.107	35.058	2	1:56.374	36.185	46.510	33.679		
2	1:52.952	34.647	44.981	33.324	3	1:52.105	34.449	44.650	33.006		
3	1:50.915	33.929	44.241	32.745	4	2:37.788 B	41.321	1:03.925	52.542		
4	2:29.945 B	33.895	1:06.645	49.405	5	17:50.732	...	45.968	32.946		
5	18:56.528	...	45.462	32.664	6	1:50.379	34.121	44.015	32.243		
6	1:50.887	34.081	43.828	32.978	7	1:50.489	33.815	44.477	32.197		
7	1:50.145	33.490	44.146	32.509	8	2:01.922 B	33.986	44.829	43.107		
8	2:19.307 B	33.487	46.215	59.605	32 Matthieu LAHAYE FRA Tech 1 Racing	1	3:14.488	1:49.229	49.442	35.817	
24 Jean-Philippe DAYRAUT FRA Epsilon Euskadi	1	2:44.000	1:20.622	48.311	35.067	2	1:53.495	35.169	44.891	33.435	
2	1:50.876	34.121	44.366	32.389	3	1:51.320	34.541	43.802	32.977		
3	1:49.498	33.479	44.224	31.795							
4	2:26.884 B	34.028	1:08.079	44.777							
5	18:59.321	...	44.591	32.883							



Computerised results and timing service

**ROUND 7: BARCELONA
EUROCUP MEGANE TROPHY
COLLECTIVE TEST 1**
Chronological Analysis of Performances
B Crossing the finish line in pit lane **S2** Time from 1st intermediate to 2nd intermediate
S1 Time from finish line to 1st intermedia **S3** Time from 2nd intermediate to finish line **FY** Full Yellow Flag

Lap	Lap Time	S1	S2	S3	Lap	Lap Time	S1	S2	S3
4	2:36.902 B	38.686	1:08.619	49.597	1	2:46.361	1:01.013	1:00.441	44.907
5	18:04.076	...	44.376	32.969	2	1:57.723	37.473	46.403	33.847
6	1:50.334	34.443	43.853	32.038	3	2:18.656	34.097	45.303	59.256
7	1:49.707	33.513	44.005	32.189	4	2:40.260 B	36.717	1:09.891	53.652
8	2:18.378 B	33.186	48.829	56.363	5	18:10.837	...	46.764	34.120
33 Jean-Charles MIGINIAC FRA					6	1:52.603	34.148	45.007	33.448
Team Lompech Sport					7	1:50.761	33.646	44.436	32.679
					8	2:24.113 B	34.611	45.772	1:03.730

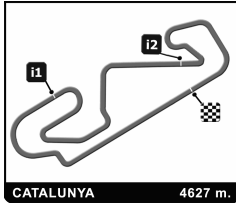
1	2:59.686 B	1:00.447	1:00.501	58.738
2	3:20.704	1:52.061	51.432	37.211
3	2:50.134 B	37.977	1:14.456	57.701
4	18:26.744	...	48.703	35.381
5	2:01.155	37.256	48.196	35.703
6	1:57.499	35.395	47.289	34.815
7	2:29.960 B	35.721	49.231	1:05.008

35 Bruce LORGERE-ROUX FRA				
Tech 1 Racing				
1	3:23.205	1:59.176	49.139	34.890
2	1:52.837	34.518	45.179	33.140
3	1:51.240	34.064	44.094	33.082
4	2:44.324 B	33.545	1:11.662	59.117
5	17:38.058	...	44.495	33.286
6	1:49.680	33.319	43.903	32.458
7	1:49.568	33.503	43.654	32.411
8	2:06.812 B	33.348	50.589	42.875

40 J HIRSCHI SUI				
HIRSCHI RACING TEAM				
1	2:12.813	47.285	50.046	35.482
2	1:56.423	35.982	46.097	34.344
3	1:51.840	34.134	44.764	32.942
4	2:27.953 B	33.458	59.414	55.081
5	19:10.386	...	45.885	33.397
6	1:53.171	35.099	45.498	32.574
7	1:50.345	33.595	44.066	32.684
8	2:17.943 B	34.843	47.278	55.822

42 Ron MARCHAL NED				
Racing For Belgium				
1	3:14.451	1:41.547	54.695	38.209
2	2:00.909	37.378	48.282	35.249
3	2:14.316 B	37.046	47.280	49.990
4	20:23.929	...	48.556	36.086
5	1:56.890	37.065	46.110	33.715
6	1:53.626	34.300	46.142	33.184
7	2:24.642 B	35.473	46.083	1:03.086

44 Jean-Philippe MADONIA FRA				
TDS				



Computerised results and timing service

ROUND 7: BARCELONA EURO CUP MEGANE TROPHY COLLECTIVE TEST 2 Classification

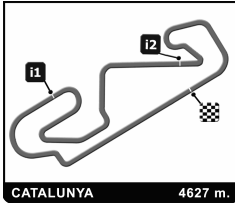
Driver	Nation	ASN	Team		Time	Lap	Total	Gap	Kph			
1	32	Matthieu LAHAYE	FRA	ESP	Tech 1 Racing	J	1:48.194	14	17	-	-	154.0
2	14	Jaap VAN LAGEN	NED	NED	Equipe Verschuur		1:48.556	3	16	+0.362	+0.362	153.4
3	5	Frédéric GABILLON	FRA	FRA	Team Lompech Sport		1:48.805	14	15	+0.611	+0.249	153.1
4	24	Jean-Philippe DAYRAUT	FRA	FRA	Epsilon Euskadi		1:48.987	8	14	+0.793	+0.182	152.8
5	35	Bruce LORGERE-ROUX	FRA	FRA	Tech 1 Racing	J	1:49.420	13	13	+1.226	+0.433	152.2
6	23	James KIRKPATRICK	GBR	GBR	Epsilon Euskadi	J	1:49.663	12	13	+1.469	+0.243	151.9
7	21	Mathieu CHERUY	FRA	FRA	TDS	J	1:49.698	3	17	+1.504	+0.035	151.8
8	40	J HIRSCHI	SUI	SUI	HIRSCHI RACING TEAM	J	1:49.774	14	15	+1.580	+0.076	151.7
9	28	Ralph MEICHTRY	SUI	SUI	Race Performance		1:49.805	3	17	+1.611	+0.031	151.7
10	4	Cesar CAMPANIÇO	POR	POR	Racing For Belgium		1:49.951	8	14	+1.757	+0.146	151.5
11	19	Luigi FERRARA	ITA	ITA	Oregon Team	J	1:50.088	7	18	+1.894	+0.137	151.3
12	20	Alessandro BALZAN	ITA	ITA	Oregon Team		1:50.129	17	18	+1.935	+0.041	151.3
13	7	Pedro PETIZ	POR	POR	Iris Racing	J	1:50.417	14	17	+2.223	+0.288	150.9
14	10	Miguel FREITAS	POR	POR	Racing For Belgium	J	1:50.504	9	13	+2.310	+0.087	150.7
15	6	Renaud KUPPENS	BEL	BEL	Thierry Boutsen Racing		1:51.320	12	15	+3.126	+0.816	149.6
16	11	Andreas MAYERL	AUT	AUT	Sesterheim Racing		1:51.551	13	15	+3.357	+0.231	149.3
17	9	Sébastien DHOUAILLY	FRA	FRA	Thierry Boutsen Racing	J	1:51.732	6	9	+3.538	+0.181	149.1
18	44	Jean-Philippe MADONIA	FRA	FRA	TDS		1:51.744	9	13	+3.550	+0.012	149.1
19	42	Ron MARCHAL	NED	NED	Racing For Belgium		1:51.941	18	18	+3.747	+0.197	148.8
20	22	Pascal BALLAY	FRA	FRA	Energy Racing		1:52.701	9	11	+4.507	+0.760	147.8
21	27	Lluís LLOBET	ESP	ESP	Saturn Motosport		1:54.849	18	18	+6.655	+2.148	145.0
22	25	Victor FERNANDEZ	ESP	ESP	Saturn Motosport		1:55.478	12	17	+7.284	+0.629	144.2
23	33	Jean-Charles MIGINIAC	FRA	FRA	Team Lompech Sport		1:55.761	16	17	+7.567	+0.283	143.9
24	18	Rafael UNZURRUNZAGA	ESP	ESP	Blue Jumeirah Team		2:11.629	16	16	+23.435	+15.868	126.5

Fastest Lap	Lap 14	Matthieu LAHAYE	1:48.194	154.0 Kph
Circuit Record Lap		New Track		Kph
Circuit Best Lap	27/10/2006	Matthieu LAHAYE	1:48.194	154.0 Kph

The results are provisional until the end of the limit for protest and appeals

The limit for protest expires 30' at the latest after publication of the results - Time:

Stewards:	Timekeeper:
-----------	-------------



Computerised results and timing service

ROUND 7: BARCELONA EUROCUP MEGANE TROPHY COLLECTIVE TEST 2 Best Partial Times

IT Ideal Lap Time, sum of the best partial times
BT Best Lap Time

S1		S2		S3		IT		BT			
Pos	Driver	Time	Driver	Time	Driver	Time	Pos	Driver	IT	BT	
1	M.LAHAYE	32.961	J.VAN LAGEN	43.199	J.VAN LAGEN	31.756	1	M.LAHAYE	1'48.128	1:48.194	(1)
2	J.DAYRAUT	33.053	M.LAHAYE	43.207	F.GABILLON	31.938	2	J.VAN LAGEN	1'48.310	1:48.556	(2)
3	F.GABILLON	33.116	F.GABILLON	43.367	M.LAHAYE	31.960	3	F.GABILLON	1'48.421	1:48.805	(3)
4	J.KIRKPATRICK	33.171	M.CHERUY	43.689	J.DAYRAUT	32.157	4	J.DAYRAUT	1'48.907	1:48.987	(4)
5	B.LORGERE-ROUX	33.208	J.DAYRAUT	43.697	J.HIRSCHI	32.187	5	B.LORGERE-ROUX	1'49.250	1:49.420	(5)
6	J.VAN LAGEN	33.355	B.LORGERE-ROUX	43.755	R.MEICHTRY	32.202	6	J.KIRKPATRICK	1'49.261	1:49.663	(6)
7	J.HIRSCHI	33.519	R.MEICHTRY	43.813	L.FERRARA	32.236	7	M.CHERUY	1'49.520	1:49.698	(7)
8	C.CAMPANIÇO	33.521	J.KIRKPATRICK	43.827	A.BALZAN	32.250	8	R.MEICHTRY	1'49.715	1:49.805	(9)
9	M.CHERUY	33.536	P.PETIZ	43.830	J.KIRKPATRICK	32.263	9	J.HIRSCHI	1'49.772	1:49.774	(8)
10	P.PETIZ	33.609	L.FERRARA	43.901	B.LORGERE-ROUX	32.287	10	P.PETIZ	1'49.808	1:50.417	(13)
11	L.FERRARA	33.676	C.CAMPANIÇO	43.939	M.CHERUY	32.295	11	L.FERRARA	1'49.813	1:50.088	(11)
12	M.FREITAS	33.686	A.BALZAN	44.059	P.PETIZ	32.369	12	C.CAMPANIÇO	1'49.838	1:49.951	(10)
13	R.MEICHTRY	33.700	J.HIRSCHI	44.066	C.CAMPANIÇO	32.378	13	A.BALZAN	1'50.066	1:50.129	(12)
14	A.BALZAN	33.757	M.FREITAS	44.182	M.FREITAS	32.379	14	M.FREITAS	1'50.247	1:50.504	(14)
15	R.MARCHAL	33.903	A.MAYERL	44.600	R.KUPPENS	32.645	15	R.KUPPENS	1'51.205	1:51.320	(15)
16	R.KUPPENS	33.938	R.KUPPENS	44.622	A.MAYERL	32.656	16	S.DHOUAILLY	1'51.428	1:51.732	(17)
17	J.MADONIA	34.001	S.DHOUAILLY	44.639	J.MADONIA	32.718	17	A.MAYERL	1'51.478	1:51.551	(16)
18	P.BALLAY	34.026	J.MADONIA	44.816	S.DHOUAILLY	32.743	18	J.MADONIA	1'51.535	1:51.744	(18)
19	S.DHOUAILLY	34.046	R.MARCHAL	44.922	R.MARCHAL	33.040	19	R.MARCHAL	1'51.865	1:51.941	(19)
20	A.MAYERL	34.222	P.BALLAY	45.069	P.BALLAY	33.042	20	P.BALLAY	1'52.137	1:52.701	(20)
21	L.LLOBET	34.706	J.MIGINIAC	46.065	L.LLOBET	33.736	21	L.LLOBET	1'54.815	1:54.849	(21)
22	V.FERNANDEZ	34.976	V.FERNANDEZ	46.353	V.FERNANDEZ	33.844	22	V.FERNANDEZ	1'55.173	1:55.478	(22)
23	J.MIGINIAC	35.259	L.LLOBET	46.373	J.MIGINIAC	34.112	23	J.MIGINIAC	1'55.436	1:55.761	(23)
24	R.UNZURRUNZAGA	39.505	R.UNZURRUNZAGA	51.995	R.UNZURRUNZAGA	39.521	24	R.UNZURRUNZAGA	2'11.021	2:11.629	(24)



**RENAULT
SPORT**



world series
by RENAULT

**MEGANE
TROPHY**

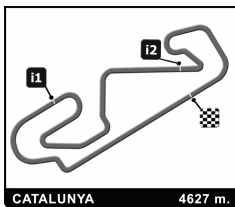
EURO CUP



Computerised results and timing service

ROUND 7: BARCELONA
EURO CUP MEGANE TROPHY
COLLECTIVE TEST 2
Fastest Laps Sequence

Practice Time	Driver	Nation	Time	Kph	Driver's Lap
4:42.456	28 Ralph MEICHTRY	SUI	1:52.133	148.5	2
4:49.081	5 Frédéric GABILLON	FRA	1:50.368	150.9	2
5:20.015	14 Jaap VAN LAGEN	NED	1:49.741	151.8	2
6:38.143	5 Frédéric GABILLON	FRA	1:49.062	152.7	3
7:08.571	14 Jaap VAN LAGEN	NED	1:48.556	153.4	3
39:53.970	32 Matthieu LAHAYE	FRA	1:48.194	154.0	14



Computerised results and timing service

**ROUND 7: BARCELONA
EURO CUP MEGANE TROPHY
COLLECTIVE TEST 2**
Chronological Analysis of Performances

B Crossing the finish line in pit lane **S2** Time from 1st intermediate to 2nd intermediate
S1 Time from finish line to 1st intermedia **S3** Time from 2nd intermediate to finish line **FY** Full Yellow Flag

Lap	Lap Time	S1	S2	S3	Lap	Lap Time	S1	S2	S3
4 Cesar CAMPANIÇO POR					7 Pedro PETIZ POR				
Racing For Belgium					Iris Racing				
1	3:15.917	1:53.586	47.332	34.999	1	3:14.860	1:54.588	46.723	33.549
2	1:53.412	35.267	45.086	33.059	2	1:52.373	34.260	44.856	33.257
3	1:51.781	35.309	44.090	32.382	3	1:50.742	34.368	43.935	32.439
4	2:16.075 B	33.777	51.026	51.272	4	2:13.592 B	34.471	50.835	48.286
5	7:15.835	5:58.582	44.791	32.462	5	6:57.344	5:38.801	45.419	33.124
6	1:50.245	33.678	44.189	32.378	6	1:52.598	34.501	44.079	34.018
7	1:52.046	33.700	44.139	34.207	7	1:50.664	33.625	44.670	32.369
8	1:49.951	33.536	43.939	32.476	8	1:54.343	33.609	43.830	36.904
9	1:50.114	33.521	44.215	32.378	9	2:04.292 B	36.940	46.623	40.729
10	2:02.364 B	33.711	44.202	44.451	10	6:36.533	5:18.527	44.341	33.665
11	12:00.067	...	45.212	32.726	11	2:03.028 B	34.762	45.395	42.871
12	1:50.582	33.753	44.114	32.715	12	3:49.076	2:32.002	44.364	32.710
13	1:50.159	33.563	44.116	32.480	13	1:50.905	33.770	44.269	32.866
14	2:00.809 B	34.878	44.415	41.516	14	1:50.417	33.676	44.037	32.704
5 Frédéric GABILLON FRA					9 Sébastien DHOUILLY FRA				
Team Lompech Sport					Thierry Boutsen Racing				
1	2:58.713	1:40.032	46.260	32.421	1	3:16.852	1:48.018	53.956	34.878
2	1:50.368	33.635	44.519	32.214	2	1:53.889	34.882	45.877	33.130
3	1:49.062	33.360	43.535	32.167	3	1:53.845	34.907	46.161	32.777
4	2:12.550 B	33.397	49.265	49.888	4	2:13.751 B	34.862	47.917	50.972
5	7:13.412	5:53.093	46.670	33.649	5	6:34.226	5:15.010	45.675	33.541
6	1:49.251	33.366	43.625	32.260	6	1:51.732	34.250	44.739	32.743
7	1:48.895	33.223	43.367	32.305	7	2:00.432 B	34.046	44.696	41.690
8	1:48.998	33.283	43.655	32.060	8	4:15.178	2:55.636	45.401	34.141
9	2:16.453 B	33.448	51.453	51.552	9	1:53.015	34.542	44.639	33.834
10	6:47.916	5:31.513	43.686	32.717	10 Miguel FREITAS POR				
11	2:17.344 B	36.888	52.000	48.456	Racing For Belgium				
12	6:57.715	5:37.683	47.295	32.737	1	3:14.437	1:53.905	47.073	33.459
13	1:48.840	33.394	43.447	31.999	2	1:51.611	34.081	44.598	32.932
14	1:48.805	33.162	43.705	31.938	3	1:50.987	34.233	44.375	32.379
15	1:48.905	33.116	43.495	32.294	4	2:13.148 B	34.954	49.983	48.211
6 Renaud KUPPENS BEL					5	7:04.368	5:46.421	45.264	32.683
Thierry Boutsen Racing					6	1:51.805	33.787	44.685	33.333
1	3:26.892	1:54.625	56.623	35.644	7	1:50.761	33.798	44.359	32.604
2	2:10.928	38.443	50.615	41.870	8	1:54.616	33.686	44.280	36.650
3	2:01.298	40.827	46.749	33.722	9	1:50.504	33.693	44.237	32.574
4	2:28.920 B	42.861	55.513	50.546	10	12:44.599	34.141	47.694	...
5	5:46.520	4:27.871	45.586	33.063	11	1:50.928	33.937	44.182	32.809
6	1:53.385	34.418	45.732	33.235	12	1:51.638	33.712	45.279	32.647
7	1:52.246	34.379	45.009	32.858					
8	2:03.948 B	34.106	46.645	43.197					
9	9:36.988 B	8:08.800	44.920	43.268					
10	4:53.410	3:35.617	45.101	32.692					
11	1:52.671	34.543	44.867	33.261					
12	1:51.320	33.938	44.737	32.645					



Computerised results and timing service

ROUND 7: BARCELONA

EURO CUP MEGANE TROPHY

COLLECTIVE TEST 2

Chronological Analysis of Performances

B Crossing the finish line in pit lane **S2** Time from 1st intermediate to 2nd intermediate
S1 Time from finish line to 1st intermedia **S3** Time from 2nd intermediate to finish line **FY** Full Yellow Flag

Lap	Lap Time	S1	S2	S3	Lap	Lap Time	S1	S2	S3
13	2:03.281 B	33.770	44.370	45.141	10	2:12.836	40.245	52.711	39.880
11 Andreas MAYERL AUT					11	2:21.152 B	39.774	53.819	47.559
Sesterheim Racing					12	4:08.743	2:36.055	53.167	39.521
1	5:33.012	4:10.196	48.518	34.298	13	2:13.479	39.876	54.025	39.578
2	1:53.404	34.417	45.518	33.469	14	2:12.545	39.505	52.684	40.356
3	2:32.604 B	43.324	51.684	57.596	15	2:12.614	39.667	51.995	40.952
4	5:58.703	4:40.467	45.202	33.034	16	2:11.629	39.635	52.314	39.680
5	1:52.252	34.390	44.917	32.945	19 Luigi FERRARA ITA				
6	1:52.001	34.327	44.746	32.928	Oregon Team				
7	1:52.869	34.555	44.964	33.350	1	4:05.161	2:47.169	45.384	32.608
8	2:00.980 B	34.782	44.995	41.203	2	1:51.023	33.977	44.478	32.568
9	6:02.178	4:44.297	45.078	32.803	3	2:02.632 B	33.863	44.305	44.464
10	2:02.510 B	35.143	45.260	42.107	4	7:52.196	6:33.042	46.059	33.095
11	5:25.612	4:07.767	44.839	33.006	5	1:50.414	33.945	44.062	32.407
12	1:52.865	34.483	45.392	32.990	6	1:50.431	33.757	44.322	32.352
13	1:51.551	34.275	44.620	32.656	7	1:50.088	33.744	44.063	32.281
14	1:51.949	34.222	44.600	33.127	8	1:50.231	33.830	44.165	32.236
15	2:06.317 B	34.964	49.378	41.975	9	1:50.694	33.844	43.901	32.949
14 Jaap VAN LAGEN NED					10	1:59.263 B	34.436	45.225	39.602
Equipe Verschuur					11	3:39.898	2:22.979	44.095	32.824
1	3:30.274	2:11.813	45.792	32.669	12	2:13.510 B	34.267	49.203	50.040
2	1:49.741	33.789	43.782	32.170	13	3:40.187	2:22.859	44.346	32.982
3	1:48.556	33.582	43.199	31.775	14	1:51.069	33.886	44.382	32.801
4	2:18.368 B	36.116	48.022	54.230	15	1:52.287	33.919	44.967	33.401
5	6:23.048	5:06.438	44.199	32.411	16	1:50.187	33.676	44.163	32.348
6	1:49.411	33.478	43.824	32.109	17	1:50.762	33.880	44.415	32.467
7	1:49.146	33.486	43.608	32.052	18	1:50.582	33.796	44.387	32.399
8	1:50.350	34.590	44.004	31.756	20 Alessandro BALZAN ITA				
9	1:49.373	33.519	43.825	32.029	Oregon Team				
10	1:49.039	33.446	43.727	31.866	1	3:39.905	2:20.994	46.035	32.876
11	1:49.966	34.083	43.933	31.950	2	1:51.445	33.962	44.547	32.936
12	1:49.808	33.401	44.003	32.404	3	1:51.457	34.153	44.263	33.041
13	1:52.452	33.715	43.881	34.856	4	2:34.394 B	45.484	51.744	57.166
14	2:03.564 B	34.590	45.092	43.882	5	5:55.134	4:36.999	45.089	33.046
15	6:03.177	4:46.282	44.572	32.323	6	1:52.795	35.053	44.860	32.882
16	2:01.175 B	33.355	45.823	41.997	7	1:51.238	33.964	44.465	32.809
18 Rafael UNZURRUNZAGA ESP					8	1:51.031	33.978	44.289	32.764
Blue Jumeirah Team					9	1:50.869	33.953	44.291	32.625
1	5:02.652	3:14.027	1:01.014	47.611	10	1:50.598	33.906	44.101	32.591
2	2:24.459	44.626	57.198	42.635	11	1:50.686	33.939	44.205	32.542
3	2:33.524 B	44.305	55.732	53.487	12	2:02.942 B	34.294	45.074	43.574
4	6:45.433	5:08.670	55.803	40.960	13	7:25.476	6:05.939	44.868	34.669
5	2:16.931	40.137	54.860	41.934	14	1:50.959	33.757	44.768	32.434
6	2:12.969	39.523	53.433	40.013	15	1:50.896	33.825	44.497	32.574
7	2:20.330	41.276	55.122	43.932	16	1:53.158	33.801	44.676	34.681
8	2:17.967	41.738	53.365	42.864	17	1:50.129	33.820	44.059	32.250
9	2:22.290	44.437	57.013	40.840	18	1:50.562	33.772	44.166	32.624



Computerised results and timing service

**ROUND 7: BARCELONA
EURO CUP MEGANE TROPHY
COLLECTIVE TEST 2**
Chronological Analysis of Performances
B Crossing the finish line in pit lane **S2** Time from 1st intermediate to 2nd intermediate
S1 Time from finish line to 1st intermedia **S3** Time from 2nd intermediate to finish line **FY** Full Yellow Flag

Lap	Lap Time	S1	S2	S3	Lap	Lap Time	S1	S2	S3
21 Mathieu CHERUY FRA					24 Jean-Philippe DAYRAUT FRA				
TDS					Epsilon Euskadi				
1	3:00.453	1:41.754	45.565	33.134	1	4:28.307	3:05.801	48.517	33.989
2	1:50.811	33.917	44.570	32.324	2	1:52.033	35.393	44.403	32.237
3	1:49.698	33.536	43.689	32.473	3	2:04.278 B	33.884	44.155	46.239
4	2:11.859 B	33.954	46.801	51.104	4	8:44.351	7:24.145	46.843	33.363
5	7:15.345	5:57.637	44.664	33.044	5	1:50.070	33.384	44.038	32.648
6	1:51.692	33.941	44.670	33.081	6	1:49.704	33.233	44.163	32.308
7	1:50.234	33.755	43.923	32.556	7	1:49.268	33.222	43.697	32.349
8	1:50.174	33.660	44.219	32.295	8	1:48.987	33.053	43.777	32.157
9	2:03.859 B	33.802	44.066	45.991	9	1:59.099 B	33.147	46.137	39.815
10	3:18.742	2:02.036	44.026	32.680	10	9:47.471	8:29.888	44.894	32.689
11	1:50.820	33.817	44.199	32.804	11	1:50.720	33.383	44.842	32.495
12	1:51.035	34.186	44.029	32.820	12	1:57.492 B	33.098	43.932	40.462
13	2:12.202 B	34.847	47.412	49.943	13	4:05.708	2:49.500	43.824	32.384
14	4:39.792	3:22.522	44.619	32.651	14	1:49.295	33.208	43.804	32.283
15	1:51.158	34.065	44.344	32.749					
16	1:51.118	33.805	44.562	32.751					
17	1:50.661	33.730	44.244	32.687					
22 Pascal BALLAY FRA					25 Victor FERNANDEZ ESP				
Energy Racing					Saturn Motosport				
1	4:43.597	3:20.241	48.161	35.195	1	3:13.516	1:46.058	50.476	36.982
2	1:53.371	34.666	45.663	33.042	2	2:04.533	38.087	50.811	35.635
3	5:59.226 B	4:12.131	1:02.473	44.622	3	2:00.527	36.784	48.837	34.906
4	17:00.874	...	48.434	34.540	4	2:32.887 B	47.182	52.878	52.827
5	2:02.842 B	35.160	45.209	42.473	5	6:28.875	5:05.735	47.567	35.573
6	4:39.283	3:18.668	46.834	33.781	6	1:57.834	36.035	47.164	34.635
7	1:55.403	34.592	45.677	35.134	7	1:58.713	35.650	47.680	35.383
8	1:59.193	35.706	49.040	34.447	8	1:56.756	35.322	47.035	34.399
9	1:52.701	34.561	45.069	33.071	9	2:01.383	36.334	50.203	34.846
10	1:56.808	34.026	46.750	36.032	10	1:56.468	35.744	46.523	34.201
11	2:07.196 B	35.174	45.887	46.135	11	1:56.320	35.204	47.272	33.844
					12	1:55.478	35.030	46.353	34.095
					13	2:24.944 B	35.183	54.315	55.446
					14	4:41.861	3:20.637	46.894	34.330
					15	1:57.221	35.006	47.709	34.506
					16	1:56.250	35.408	46.640	34.202
					17	1:55.652	34.976	46.467	34.209
23 James KIRKPATRICK GBR					27 Lluis LLOBET ESP				
Epsilon Euskadi					Saturn Motosport				
1	3:38.758	2:20.989	44.996	32.773	1	3:09.867	1:43.290	50.503	36.074
2	2:05.224	33.854	58.307	33.063	2	1:59.307	36.177	48.239	34.891
3	1:51.048	33.847	44.322	32.879	3	1:59.025	36.662	47.518	34.845
4	2:30.921 B	38.785	54.804	57.332	4	2:24.211 B	37.520	48.430	58.261
5	8:53.896	7:30.622	47.496	35.778	5	6:46.030	5:22.726	48.302	35.002
6	1:50.508	34.019	44.104	32.385	6	1:58.876	35.996	47.799	35.081
7	1:51.433	33.171	45.600	32.662	7	1:59.160	35.618	47.755	35.787
8	1:50.451	33.749	43.855	32.847	8	1:56.637	35.192	46.885	34.560
9	2:00.767 B	35.555	44.393	40.819	9	1:56.673	35.173	47.090	34.410
10	10:14.053 B	8:20.033	55.096	58.924	10	1:57.363	35.232	47.686	34.445
11	5:20.159	4:03.705	44.117	32.337					
12	1:49.663	33.573	43.827	32.263					
13	1:50.869	33.395	43.973	33.501					



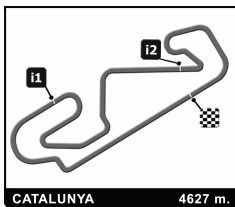
Computerised results and timing service

ROUND 7: BARCELONA EURO CUP MEGANE TROPHY COLLECTIVE TEST 2

Chronological Analysis of Performances

B Crossing the finish line in pit lane
S1 Time from finish line to 1st intermedia
S2 Time from 1st intermediate to 2nd intermediate
S3 Time from 2nd intermediate to finish line
FY Full Yellow Flag

Lap	Lap Time	S1	S2	S3	Lap	Lap Time	S1	S2	S3
11	1:56.841	35.131	47.460	34.250	33 Jean-Charles MIGNIAC FRA				
12	1:56.514	34.904	46.899	34.711	Team Lompech Sport				
13	2:11.296 B	34.909	47.461	48.926	1	3:08.865	1:42.253	50.635	35.977
14	4:51.859	3:29.020	48.016	34.823	2	1:59.174	36.370	46.675	36.129
15	1:58.292	35.457	48.388	34.447	3	1:59.040	36.570	47.095	35.375
16	1:56.022	34.969	46.847	34.206	4	2:17.386 B	36.318	48.327	52.741
17	1:55.218	34.706	46.546	33.966	5	6:44.494	5:20.302	48.478	35.714
18	1:54.849	34.740	46.373	33.736	6	1:58.190	36.253	46.663	35.274
28 Ralph MEICHTRY SUI					7	1:56.815	35.339	46.741	34.735
Race Performance					8	1:57.387	35.579	47.004	34.804
1	2:50.323	1:30.032	46.435	33.856	9	1:58.283	36.376	47.143	34.764
2	1:52.133	34.326	45.199	32.608	10	1:57.953	35.997	46.692	35.264
3	1:49.805	33.790	43.813	32.202	11	2:03.636	39.827	48.907	34.902
4	2:08.227 B	33.766	45.287	49.174	12	1:56.441	35.675	46.485	34.281
5	7:08.706	5:50.281	45.918	32.507	13	2:12.082 B	35.543	46.538	50.001
6	1:51.195	33.817	44.188	33.190	14	8:09.041	6:46.440	47.613	34.988
7	1:50.339	33.780	44.179	32.380	15	1:58.241	35.864	47.978	34.399
8	1:50.127	33.768	44.089	32.270	16	1:55.761	35.584	46.065	34.112
9	1:52.437	34.421	44.222	33.794	17	1:55.777	35.259	46.123	34.395
10	1:50.268	33.700	44.129	32.439	35 Bruce LORGERE-ROUX FRA				
11	1:51.662	34.142	44.656	32.864	Tech 1 Racing				
12	2:02.607 B	34.175	44.797	43.635	1	4:29.005	3:06.421	48.449	34.135
13	7:19.447	6:01.191	45.696	32.560	2	1:50.941	34.366	43.940	32.635
14	1:50.995	33.863	44.295	32.837	3	2:03.510 B	33.674	43.822	46.014
15	2:01.728 B	34.210	44.820	42.698	4	8:07.249	6:50.283	44.051	32.915
16	2:50.475	1:33.165	44.819	32.491	5	1:50.375	33.489	44.195	32.691
17	1:51.615	34.335	44.767	32.513	6	1:51.276	33.665	44.899	32.712
32 Matthieu LAHAYE FRA					7	1:50.289	33.583	44.095	32.611
Tech 1 Racing					8	1:59.408 B	34.580	43.877	40.951
1	3:17.838	1:54.024	49.323	34.491	9	14:29.832	...	45.042	32.839
2	1:51.619	34.207	44.658	32.754	10	1:49.868	33.465	43.755	32.648
3	1:50.398	34.885	43.553	31.960	11	1:50.356	33.440	44.573	32.343
4	2:15.314 B	33.670	51.465	50.179	12	1:50.078	33.208	43.886	32.984
5	7:06.696	5:50.606	43.921	32.169	13	1:49.420	33.345	43.788	32.287
6	1:49.816	33.733	43.900	32.183	40 J HIRSCHI SUI				
7	1:49.455	33.370	43.883	32.202	HIRSCHI RACING TEAM				
8	1:49.620	33.341	43.634	32.645	1	4:54.339	3:30.807	49.023	34.509
9	1:49.691	33.192	44.222	32.277	2	1:52.661	34.417	45.091	33.153
10	1:57.550 B	34.143	44.117	39.290	3	2:08.343 B	34.131	46.421	47.791
11	6:36.516 B	4:59.837	50.354	46.325	4	8:03.684	6:44.443	45.380	33.861
12	4:02.054	2:45.370	44.312	32.372	5	1:51.908	34.081	44.770	33.057
13	1:49.209	33.290	43.950	31.969	6	1:51.485	33.930	44.376	33.179
14	1:48.194	33.013	43.215	31.966	7	1:51.283	34.003	44.320	32.960
15	1:48.828	33.167	43.568	32.093	8	1:51.176	33.783	44.474	32.919
16	1:48.697	33.421	43.207	32.069	9	1:51.165	33.673	44.210	33.282
17	1:48.442	32.961	43.483	31.998	10	1:59.485 B	33.544	45.339	40.602
					11	10:35.248	9:15.946	45.605	33.697



Computerised results and timing service

ROUND 7: BARCELONA

EURO CUP MEGANE TROPHY

COLLECTIVE TEST 2

Chronological Analysis of Performances

B Crossing the finish line in pit lane **S2** Time from 1st intermediate to 2nd intermediate
S1 Time from finish line to 1st intermediate **S3** Time from 2nd intermediate to finish line **FY** Full Yellow Flag

Lap	Lap Time	S1	S2	S3	Lap	Lap Time	S1	S2	S3
12	1:51.294	33.801	44.789	32.704					
13	1:50.636	33.560	44.360	32.716					
14	1:49.774	33.521	44.066	32.187					
15	1:50.455	33.519	44.303	32.633					

42 Ron MARCHAL NED

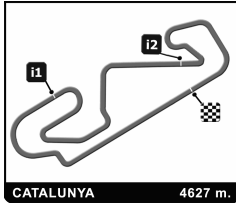
Racing For Belgium

1	3:19.360	1:56.243	48.618	34.499
2	1:54.522	34.675	46.553	33.294
3	1:54.281	34.516	46.307	33.458
4	2:20.753 B	37.081	48.158	55.514
5	6:37.964	5:17.847	46.444	33.673
6	1:54.334	34.398	45.466	34.470
7	1:53.957	34.955	45.633	33.369
8	2:12.801	33.903	45.088	53.810
9	1:53.277	34.621	45.438	33.218
10	1:54.727	34.851	46.195	33.681
11	1:52.580	34.059	45.414	33.107
12	1:52.834	34.432	45.277	33.125
13	2:08.456 B	33.965	45.513	48.978
14	4:43.391	3:23.153	45.866	34.372
15	1:53.146	34.680	45.398	33.068
16	1:53.436	34.056	45.079	34.301
17	1:55.277	34.886	47.102	33.289
18	1:51.941	33.979	44.922	33.040

44 Jean-Philippe MADONIA FRA

TDS

1	3:43.557	2:23.894	46.003	33.660
2	1:53.534	35.056	45.086	33.392
3	1:52.398	34.359	45.099	32.940
4	2:34.802 B	42.935	55.583	56.284
5	6:40.076	5:21.334	45.138	33.604
6	1:52.642	34.730	44.908	33.004
7	1:51.976	34.177	45.081	32.718
8	1:51.771	34.038	44.895	32.838
9	1:51.744	34.001	44.816	32.927
10	1:52.397	34.021	45.342	33.034
11	1:53.317	34.275	46.168	32.874
12	1:52.419	34.369	45.065	32.985
13	6:03.308 B	34.078	4:35.662	53.568



Computerised results and timing service

ROUND 7: BARCELONA

EURO CUP MEGANE TROPHY

COLLECTIVE TEST 3

Classification

Driver	Nation	ASN	Team	Time	Lap	Total	Gap	Kph
1 14 Jaap VAN LAGEN	NED	NED	Equipe Verschuur	1:48.384	13	14	-	153.7
2 32 Matthieu LAHAYE	FRA	ESP	Tech 1 Racing	1:48.488	14	16	+0.104	153.5
3 5 Frédéric GABILLON	FRA	FRA	Team Lompech Sport	1:48.572	12	18	+0.188	153.4
4 24 Jean-Philippe DAYRAUT	FRA	FRA	Epsilon Euskadi	1:48.942	13	15	+0.558	152.9
5 4 Cesar CAMPANIÇO	POR	POR	Racing For Belgium	1:49.061	11	16	+0.677	152.7
6 23 James KIRKPATRICK	GBR	GBR	Epsilon Euskadi	1:49.321	10	15	+0.937	152.4
7 21 Mathieu CHERUY	FRA	FRA	TDS	1:49.448	8	12	+1.064	152.2
8 19 Luigi FERRARA	ITA	ITA	Oregon Team	1:49.572	8	15	+1.188	152.0
9 28 Ralph MEICHTRY	SUI	SUI	Race Performance	1:49.654	16	16	+1.270	151.9
10 35 Bruce LORGERE-ROUX	FRA	FRA	Tech 1 Racing	1:49.805	10	11	+1.421	151.7
11 10 Miguel FREITAS	POR	POR	Racing For Belgium	1:49.862	13	16	+1.478	151.6
12 7 Pedro PETIZ	POR	POR	Iris Racing	1:50.193	12	13	+1.809	151.2
13 20 Alessandro BALZAN	ITA	ITA	Oregon Team	1:50.269	10	15	+1.885	151.1
14 40 J HIRSCHI	SUI	SUI	HIRSCHI RACING TEAM	1:50.434	11	16	+2.050	150.8
15 11 Andreas MAYERL	AUT	AUT	Sesterheim Racing	1:50.492	10	12	+2.108	150.8
16 6 Renaud KUPPENS	BEL	BEL	Thierry Boutsen Racing	1:50.736	11	13	+2.352	150.4
17 9 Sébastien DHOUAILLY	FRA	FRA	Thierry Boutsen Racing	1:50.936	12	13	+2.552	150.2
18 42 Ron MARCHAL	NED	NED	Racing For Belgium	1:51.837	5	19	+3.453	148.9
19 44 Jean-Philippe MADONIA	FRA	FRA	TDS	1:52.045	5	14	+3.661	148.7
20 22 Pascal BALLAY	FRA	FRA	Energy Racing	1:52.407	17	17	+4.023	148.2
21 33 Jean-Charles MIGINIAC	FRA	FRA	Team Lompech Sport	1:53.931	12	16	+5.547	146.2
22 25 Victor FERNANDEZ	ESP	ESP	Saturn Motosport	1:55.301	9	9	+6.917	144.5
23 27 Lluis LLOBET	ESP	ESP	Saturn Motosport	1:56.055	9	11	+7.671	143.5
24 18 Rafael UNZURRUNZAGA	ESP	ESP	Blue Jumeirah Team	2:08.446	5	16	+20.062	129.7

Fastest Lap	Lap 13	Jaap VAN LAGEN	1:48.384	153.7 Kph
Circuit Record Lap		New Track		Kph
Circuit Best Lap	27/10/2006	Matthieu LAHAYE	1:48.194	154.0 Kph

The results are provisional until the end of the limit for protest and appeals

The limit for protest expires 30' at the latest after publication of the results - Time:

Stewards:	Timekeeper:
------------------	--------------------

**RENAULT
SPORT**world series
by RENAULT

EUROCUP



CATALUNYA 4627 m.

Computerised results and timing service

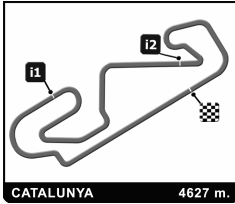
**ROUND 7: BARCELONA
EUROCUP MEGANE TROPHY
COLLECTIVE TEST
Classification**

	Driver	NAT	Team	J	Session 1		Session 2		Session 3		Time	Gap
					Time	Lap	Time	Lap	Time	Lap		
1	32	Matthieu LAHAYE	FRA Tech 1 Racing	J	1:49.707	7	1:48.194	14	1:48.488	14	1:48.194	
2	14	Jaap VAN LAGEN	NED Equipe Verschuur		1:50.850	2	1:48.556	3	1:48.384	13	1:48.384	+0.190
3	5	Frédéric GABILLON	FRA Team Lompech Sport		1:49.236	7	1:48.805	14	1:48.572	12	1:48.572	+0.378
4	24	Jean-Philippe DAYRAUT	FRA Epsilon Euskadi		1:48.975	7	1:48.987	8	1:48.942	13	1:48.942	+0.748
5	4	Cesar CAMPANIÇO	POR Racing For Belgium		1:51.069	7	1:49.951	8	1:49.061	11	1:49.061	+0.867
6	23	James KIRKPATRICK	GBR Epsilon Euskadi	J	1:50.145	7	1:49.663	12	1:49.321	10	1:49.321	+1.127
7	35	Bruce LORGERE-ROUX	FRA Tech 1 Racing	J	1:49.568	7	1:49.420	13	1:49.805	10	1:49.420	+1.226
8	21	Mathieu CHERUY	FRA TDS	J	1:49.802	7	1:49.698	3	1:49.448	8	1:49.448	+1.254
9	19	Luigi FERRARA	ITA Oregon Team	J	1:50.744	7	1:50.088	7	1:49.572	8	1:49.572	+1.378
10	28	Ralph MEICHTRY	SUI Race Performance		1:50.379	6	1:49.805	3	1:49.654	16	1:49.654	+1.460
11	40	J HIRSCHI	SUI HIRSCHI RACING TEAM	J	1:50.345	7	1:49.774	14	1:50.434	11	1:49.774	+1.580
12	10	Miguel FREITAS	POR Racing For Belgium	J	1:51.094	7	1:50.504	9	1:49.862	13	1:49.862	+1.668
13	20	Alessandro BALZAN	ITA Oregon Team		1:51.468	7	1:50.129	17	1:50.269	10	1:50.129	+1.935
14	7	Pedro PETIZ	POR Iris Racing	J	1:51.414	7	1:50.417	14	1:50.193	12	1:50.193	+1.999
15	11	Andreas MAYERL	AUT Sesterheim Racing		1:51.565	6	1:51.551	13	1:50.492	10	1:50.492	+2.298
16	6	Renaud KUPPENS	BEL Thierry Boutsen Racing		1:53.471	5	1:51.320	12	1:50.736	11	1:50.736	+2.542
17	44	Jean-Philippe MADONIA	FRA TDS		1:50.761	7	1:51.744	9	1:52.045	5	1:50.761	+2.567
18	26	Bernhard TEN BRINKE	NED Equipe Verschuur		1:50.846	7					1:50.846	+2.652
19	9	Sébastien DHOAILLY	FRA Thierry Boutsen Racing	J	1:51.172	7	1:51.732	6	1:50.936	12	1:50.936	+2.742
20	42	Ron MARCHAL	NED Racing For Belgium		1:53.626	6	1:51.941	18	1:51.837	5	1:51.837	+3.643
21	22	Pascal BALLAY	FRA Energy Racing		1:53.585	4	1:52.701	9	1:52.407	17	1:52.407	+4.213
22	33	Jean-Charles MIGINIAC	FRA Team Lompech Sport		1:57.499	6	1:55.761	16	1:53.931	12	1:53.931	+5.737
23	27	Lluis LLOBET	ESP Saturn Motosport		2:04.534	5	1:54.849	18	1:56.055	9	1:54.849	+6.655
24	25	Victor FERNANDEZ	ESP Saturn Motosport		1:57.220	6	1:55.478	12	1:55.301	9	1:55.301	+7.107
25	18	Rafael UNZURRUNZAGA	ESP Blue Jumeirah Team		2:20.023	5	2:11.629	16	2:08.446	5	2:08.446	+20.252

The results are provisional until the end of the limit for protest and appeals

The limit for protest expires 30' at the latest after publication of the results - Time:

Stewards:	Timekeeper:
-----------	-------------

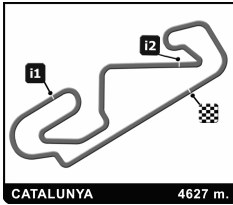


Computerised results and timing service

ROUND 7: BARCELONA EUROCUP MEGANE TROPHY COLLECTIVE TEST 3 Best Partial Times

IT Ideal Lap Time, sum of the best partial times
BT Best Lap Time

S1		S2		S3				IT	BT		
Pos	Driver	Time	Driver	Time	Driver	Time	Pos	Driver	IT	BT	
1	J.VAN LAGEN	33.083	J.VAN LAGEN	43.432	J.VAN LAGEN	31.543	1	J.VAN LAGEN	1'48.058	1:48.384	(1)
2	M.LAHAYE	33.088	F.GABILLON	43.441	M.LAHAYE	31.788	2	M.LAHAYE	1'48.348	1:48.488	(2)
3	J.DAYRAUT	33.105	M.LAHAYE	43.472	J.DAYRAUT	31.883	3	F.GABILLON	1'48.512	1:48.572	(3)
4	F.GABILLON	33.111	C.CAMPANIÇO	43.504	F.GABILLON	31.960	4	J.DAYRAUT	1'48.544	1:48.942	(4)
5	J.HIRSCHI	33.278	J.DAYRAUT	43.556	C.CAMPANIÇO	32.018	5	C.CAMPANIÇO	1'48.871	1:49.061	(5)
6	C.CAMPANIÇO	33.349	M.FREITAS	43.821	J.KIRKPATRICK	32.039	6	J.KIRKPATRICK	1'49.240	1:49.321	(6)
7	J.KIRKPATRICK	33.358	J.KIRKPATRICK	43.843	L.FERRARA	32.066	7	M.CHERUY	1'49.410	1:49.448	(7)
8	M.CHERUY	33.384	M.CHERUY	43.876	M.FREITAS	32.082	8	L.FERRARA	1'49.507	1:49.572	(8)
9	R.MEICHTRY	33.416	R.MEICHTRY	43.934	B.LORGERE-ROUX	32.093	9	R.MEICHTRY	1'49.528	1:49.654	(9)
10	L.FERRARA	33.440	B.LORGERE-ROUX	43.952	M.CHERUY	32.150	10	M.FREITAS	1'49.532	1:49.862	(11)
11	B.LORGERE-ROUX	33.492	P.PETIZ	43.955	R.MEICHTRY	32.178	11	B.LORGERE-ROUX	1'49.537	1:49.805	(10)
12	P.PETIZ	33.607	L.FERRARA	44.001	A.BALZAN	32.192	12	P.PETIZ	1'49.924	1:50.193	(12)
13	M.FREITAS	33.629	J.HIRSCHI	44.007	P.PETIZ	32.362	13	J.HIRSCHI	1'49.943	1:50.434	(14)
14	A.BALZAN	33.742	A.MAYERL	44.055	A.MAYERL	32.434	14	A.BALZAN	1'50.246	1:50.269	(13)
15	A.MAYERL	33.814	A.BALZAN	44.312	R.KUPPENS	32.446	15	A.MAYERL	1'50.303	1:50.492	(15)
16	S.DHOUAILLY	33.836	R.KUPPENS	44.352	S.DHOUAILLY	32.526	16	R.KUPPENS	1'50.654	1:50.736	(16)
17	R.KUPPENS	33.856	S.DHOUAILLY	44.372	J.HIRSCHI	32.658	17	S.DHOUAILLY	1'50.734	1:50.936	(17)
18	R.MARCHAL	33.907	J.MADONIA	44.759	J.MADONIA	32.715	18	J.MADONIA	1'51.498	1:52.045	(19)
19	J.MADONIA	34.024	R.MARCHAL	44.879	R.MARCHAL	32.780	19	R.MARCHAL	1'51.566	1:51.837	(18)
20	P.BALLAY	34.102	P.BALLAY	44.887	P.BALLAY	32.841	20	P.BALLAY	1'51.830	1:52.407	(20)
21	J.MIGINIAC	34.594	J.MIGINIAC	45.409	J.MIGINIAC	33.531	21	J.MIGINIAC	1'53.534	1:53.931	(21)
22	L.LLOBET	34.813	V.FERNANDEZ	46.298	V.FERNANDEZ	33.748	22	V.FERNANDEZ	1'55.190	1:55.301	(22)
23	V.FERNANDEZ	35.144	L.LLOBET	46.769	L.LLOBET	34.473	23	L.LLOBET	1'56.055	1:56.055	(23)
24	R.UNZURRUNZAGA	39.187	R.UNZURRUNZAGA	50.561	R.UNZURRUNZAGA	38.201	24	R.UNZURRUNZAGA	2'07.949	2:08.446	(24)



Computerised results and timing service

**ROUND 7: BARCELONA
EUROCUP MEGANE TROPHY
COLLECTIVE TEST 3
Fastest Laps Sequence**

Practice Time	Driver	Nation	Time	Kph	Driver's Lap
3:59.870	19 Luigi FERRARA	ITA	1:51.953	148.8	2
4:01.137	20 Alessandro BALZAN	ITA	1:51.714	149.1	2
4:09.457	32 Matthieu LAHAYE	FRA	1:51.468	149.4	2
4:10.303	21 Mathieu CHERUY	FRA	1:51.434	149.5	2
4:10.907	24 Jean-Philippe DAYRAUT	FRA	1:50.807	150.3	2
5:34.809	35 Bruce LORGERE-ROUX	FRA	1:50.112	151.3	2
6:11.768	5 Frédéric GABILLON	FRA	1:50.098	151.3	3
6:58.649	14 Jaap VAN LAGEN	NED	1:49.731	151.8	3
7:49.471	32 Matthieu LAHAYE	FRA	1:49.645	151.9	4
7:51.986	24 Jean-Philippe DAYRAUT	FRA	1:49.451	152.2	4
9:51.834	5 Frédéric GABILLON	FRA	1:49.210	152.5	5
25:01.614	5 Frédéric GABILLON	FRA	1:48.896	153.0	11
26:50.186	5 Frédéric GABILLON	FRA	1:48.572	153.4	12
37:53.817	32 Matthieu LAHAYE	FRA	1:48.488	153.5	14
38:12.390	14 Jaap VAN LAGEN	NED	1:48.384	153.7	13

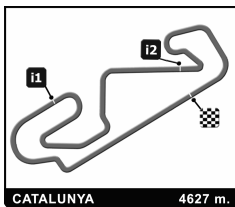


Computerised results and timing service

**ROUND 7: BARCELONA
EURO CUP MEGANE TROPHY
COLLECTIVE TEST 3**
Chronological Analysis of Performances

B Crossing the finish line in pit lane **S2** Time from 1st intermediate to 2nd intermediate
S1 Time from finish line to 1st intermedia **S3** Time from 2nd intermediate to finish line **FY** Full Yellow Flag

Lap	Lap Time	S1	S2	S3	Lap	Lap Time	S1	S2	S3
4 Cesar CAMPANIÇO POR					8 1:51.929 34.109 45.261 32.559				
Racing For Belgium					9 1:58.884 B 34.136 44.851 FY 39.897 FY				
1	2:29.690	1:10.272	45.894	33.524	10	6:22.331	5:05.192	44.528	32.611
2	1:52.547	33.999	44.673	33.875	11	1:50.736	33.856	44.352	32.528
3	1:51.058	34.184	44.104	32.770	12	1:51.479	33.922	44.590	32.967
4	1:50.373	33.627	44.348	32.398	13	1:50.669	33.732	44.435	32.502
5	1:49.478	33.375	43.765	32.338	7 Pedro PETIZ POR				
6	1:49.480	33.446	43.651	32.383	Iris Racing				
7	1:58.915 B	33.396	44.048	41.471	1	9:41.219	8:21.542	46.399	33.278
8	9:23.705	8:05.282	45.596	32.827	2	1:51.432	34.252	44.562	32.618
9	1:49.349	33.634	43.697	32.018	3	1:51.240	33.877	44.393	32.970
10	1:49.102	33.437	43.504	32.161	4	1:59.435 B	33.731	44.574	41.130
11	1:49.061	33.349	43.666	32.046	5	8:06.816	6:46.583	46.654	33.579
12	2:04.458 B	33.484 FY	46.391 FY	44.583 FY	6	1:52.600	34.398	45.587	32.615
13	4:44.259	3:22.997	48.004	33.258	7	1:50.445	33.607	44.334	32.504
14	1:52.933	33.405	46.112	33.416	8	1:54.286	33.664	44.291	36.331 FY
15	1:54.221	35.667	45.964	32.590	9	2:01.396	38.238 FY	46.091 FY	37.067 FY
16	1:49.192	33.425	43.666	32.101	10	2:01.312	39.927 FY	48.284 FY	33.101
5 Frédéric GABILLON FRA					11	1:50.942	33.965	44.254	32.723
Team Lompech Sport					12	1:50.193	33.659	44.172	32.362
1	2:26.645	1:00.602	52.071	33.972	13	1:55.278	33.673	43.955	37.650
2	1:55.025	34.264	46.091	34.670	9 Sébastien DHOUILLY FRA				
3	1:50.098	33.655	43.797	32.646	Thierry Boutsen Racing				
4	1:50.856	34.709	44.070	32.077	1	4:58.403	3:27.142	49.900	41.361
5	1:49.210	33.310	43.789	32.111	2	2:10.134 B	35.088	45.740	49.306
6	1:49.410	33.423	43.652	32.335	3	4:55.976	3:29.199	51.563	35.214
7	1:49.661	33.305	43.791	32.565	4	1:52.205	34.650	44.623	32.932
8	1:49.244	33.306	43.650	32.288	5	1:51.181	34.031	44.606	32.544
9	2:11.008 B	34.626	48.426	47.956	6	2:03.219 B	33.836	45.607	43.776
10	5:41.561	4:21.935	46.850	32.776	7	5:44.298	4:26.320	45.215	32.763
11	1:48.896	33.119	43.704	32.073	8	1:52.270	34.122	44.577	33.571
12	1:48.572	33.171	43.441	31.960	9	1:51.171	33.972	44.480	32.719
13	1:48.544	33.121	43.529	31.894 FY	10	2:10.167 B	33.848	49.081 FY	47.238 FY
14	2:13.496 B	40.265 FY	48.023 FY	45.208 FY	11	6:31.486	5:09.992	48.285	33.209
15	5:20.023	4:02.486	44.608	32.929	12	1:50.936	34.038	44.372	32.526
16	1:48.665	33.250	43.444	31.971	13	1:51.920	34.067	44.566	33.287
17	1:48.962	33.111	43.708	32.143	10 Miguel FREITAS POR				
18	1:48.393	33.009	43.380	32.004	Racing For Belgium				
6 Renaud KUPPENS BEL					1	2:30.397	1:10.650	45.875	33.872
Thierry Boutsen Racing					2	1:52.247	34.075	44.784	33.388
1	3:46.665 B	2:09.470	51.812	45.383	3	1:52.127	34.662	44.522	32.943
2	3:57.205 B	2:25.041	48.456	43.708	4	1:51.197	33.629	44.725	32.843
3	3:44.570	2:27.033	44.965	32.572	5	1:51.196	34.001	44.562	32.633
4	1:52.034	34.181	44.912	32.941	6	1:50.333	33.826	44.131	32.376
5	1:51.013	34.031	44.536	32.446	7	2:04.489 B	33.732	44.014	46.743
6	2:04.309 B	33.924	44.489	45.896	8	9:38.503	8:20.479	45.153	32.871
7	8:39.582	7:22.281	44.737	32.564	9	1:51.662	34.266	44.922	32.474



Computerised results and timing service

ROUND 7: BARCELONA

EURO CUP MEGANE TROPHY

COLLECTIVE TEST 3

Chronological Analysis of Performances

B Crossing the finish line in pit lane **S2** Time from 1st intermediate to 2nd intermediate
S1 Time from finish line to 1st intermedia **S3** Time from 2nd intermediate to finish line **FY** Full Yellow Flag

Lap	Lap Time	S1	S2	S3	Lap	Lap Time	S1	S2	S3
10	2:03.735 B	33.806	44.171	45.758	9	2:08.939	39.231	51.221	38.487
11	4:35.132	3:11.080 FY	50.079 FY	33.973 FY	10	2:13.477	40.535	53.317	39.625
12	1:52.128	34.915 FY	45.007	32.206	11	2:16.718	39.563 FY	55.048 FY	42.107 FY
13	1:49.862	33.959	43.821	32.082	12	2:24.764	47.822 FY	57.203 FY	39.739
14	1:50.508	33.839	44.325	32.344	13	2:09.484	39.445	51.411	38.628
15	1:56.841	33.876	45.833	37.132	14	2:12.108	40.958	50.937	40.213
16	2:07.887 B	33.914	46.921	47.052	15	2:12.795	40.302	52.703	39.790
					16	2:09.657	38.574	51.727	39.356

11 **Andreas MAYERL** AUT
Sesterheim Racing

1	10:34.582	9:15.123	46.297	33.162
2	1:52.413	34.480	45.062	32.871
3	1:51.778	34.297	44.935	32.546
4	5:48.684	34.144	44.728	4:29.812
5	2:37.399 B	1:07.507	48.154	41.738
6	6:47.124	5:26.838	46.247 FY	34.039 FY
7	1:59.744	34.811 FY	51.976 FY	32.957 FY
8	1:52.534	34.145 FY	45.394	32.995
9	1:51.466	34.141	44.891	32.434
10	1:50.492	33.814	44.055	32.623
11	2:05.522	47.387	45.122	33.013
12	1:51.781	34.370	44.498	32.913

14 **Jaap VAN LAGEN** NED
Equipe Verschuur

1	3:17.742	1:55.156	47.749	34.837
2	1:51.176	33.788	44.924	32.464
3	1:49.731	33.571	44.050	32.110
4	1:49.477	33.437	43.941	32.099
5	2:03.550 B	33.511	49.962	40.077
6	4:37.152	3:20.768	44.220	32.164
7	2:03.802 B	33.353	44.498	45.951
8	10:33.656	9:02.921	52.974	37.761
9	2:19.027	41.125 FY	55.757 FY	42.145 FY
10	2:21.140	47.745 FY	56.425 FY	36.970
11	1:48.933	33.679	43.627	31.627
12	1:48.620	33.198	43.879	31.543
13	1:48.384	33.083	43.594	31.707
14	1:48.583	33.261	43.432	31.890

18 **Rafael UNZURRUNZAGA** ESP
Blue Jumeirah Team

1	3:52.261	2:12.648	56.562	43.051
2	2:14.827	39.829	53.085	41.913
3	2:14.693	40.326	53.327	41.040
4	2:09.066	39.763	51.102	38.201
5	2:08.446	39.209	50.729	38.508
6	2:08.820	39.187	50.561	39.072
7	2:22.652 B	40.540	52.044	50.068
8	6:35.843	5:02.784	54.357	38.702

19 **Luigi FERRARA** ITA
Oregon Team

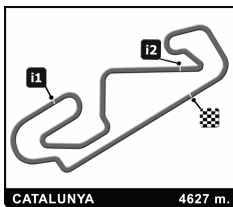
1	2:07.917	50.000	45.111	32.806
2	1:51.953	34.523	44.733	32.697
3	1:51.217	34.156	44.612	32.449
4	2:02.229 B	33.970	44.723	43.536
5	6:56.489	5:39.372	44.731	32.386
6	2:06.488 B	34.227	44.249	48.012
7	5:51.239	4:34.194	44.687	32.358
8	1:49.572	33.440	44.001	32.131
9	1:50.120	33.859	44.035	32.226
10	1:54.401	33.705	47.829	32.867
11	2:11.804 B	34.181 FY	49.497 FY	48.126 FY
12	5:26.001	4:08.515	44.661	32.825
13	1:50.007	33.873	44.068	32.066
14	1:50.272	33.856	44.121	32.295
15	1:50.683	33.843	44.146	32.694

20 **Alessandro BALZAN** ITA
Oregon Team

1	2:09.423	51.748	45.196	32.479
2	1:51.714	34.084	44.908	32.722
3	5:17.728 B	33.851	44.636	3:59.241
4	4:41.737	3:22.450	45.879	33.408
5	1:51.960	34.351	44.747	32.862
6	2:16.745 B	33.874	48.225	54.646
7	4:48.917	3:30.257	45.625	33.035
8	1:51.012	34.195	44.524	32.293
9	1:50.817	33.967	44.484	32.366
10	1:50.269	33.765	44.312	32.192
11	1:55.716	34.407 FY	44.804 FY	36.505 FY
12	2:08.756 B	34.364 FY	47.383 FY	47.009 FY
13	5:01.620	3:44.129	44.794	32.697
14	1:58.944	33.742	44.465	40.737
15	1:52.430	33.864	45.479	33.087

21 **Mathieu CHERUY** FRA
TDS

1	2:18.869	59.932	45.630	33.307
2	1:51.434	33.950	44.466	33.018
3	1:52.823	33.843	45.153	33.827

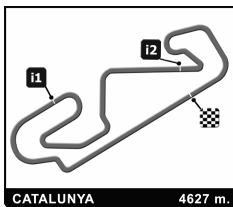


Computerised results and timing service

ROUND 7: BARCELONA EURO CUP MEGANE TROPHY COLLECTIVE TEST 3

Chronological Analysis of Performances

		B Crossing the finish line in pit lane			S2 Time from 1st intermediate to 2nd intermediate		S3 Time from 2nd intermediate to finish line			FY Full Yellow Flag
		S1 Time from finish line to 1st intermedia								
Lap	Lap Time	S1	S2	S3	Lap	Lap Time	S1	S2	S3	
4	1:50.968	33.639	44.485	32.844	1	2:20.100	1:00.920	45.640	33.540	
5	2:00.279 B	33.765	44.408	42.106	2	1:50.807	33.729	44.312	32.766	
6	12:49.833	...	46.143	33.099	3	1:51.628	33.543	44.529	33.556	
7	1:49.968	33.716	43.876	32.376	4	1:49.451	33.419	43.764	32.268	
8	1:49.448	33.384	43.914	32.150	5	1:49.592	33.220	43.894	32.478	
9	1:58.416	41.229	44.378	32.809	6	1:49.405	33.283	43.854	32.268	
10	3:35.462 B	1:44.801 FY	1:02.734 FY	47.927 FY	7	1:56.600 B	33.157	44.042	39.401	
11	6:24.262	5:07.501	44.357	32.404	8	12:12.729	...	45.440	33.080	
12	1:50.183	33.686	44.037	32.460	9	1:49.824	33.346	44.073	32.405	
22	Pascal BALLAY				10	1:49.378	33.105	43.829 FY	32.444 FY	
	Energy Racing	FRA			11	2:02.717 B	33.644 FY	47.370 FY	41.703 FY	
1	3:22.888	1:58.302	48.996	35.590	12	4:55.547	3:39.656	44.008	31.883	
2	1:54.864	35.287	45.310	34.267	13	1:48.942	33.303	43.556	32.083	
3	1:53.989	34.908	45.388	33.693	14	1:49.403	33.312	43.770	32.321	
4	1:53.751	34.680	45.303	33.768	15	1:49.295	33.310	43.818	32.167	
5	1:52.965	34.530	45.196	33.239	25	Victor FERNANDEZ	ESP			
6	1:52.926	34.369	45.229	33.328		Saturn Motosport				
7	1:53.344	34.305	44.887	34.152	1	2:44.903	1:17.911	50.378	36.614	
8	2:28.937 B	34.385	45.066	1:09.486	2	1:59.816	36.641	47.751	35.424	
9	6:10.249	4:51.381	45.705	33.163	3	1:59.595	35.816	47.702	36.077	
10	1:52.624	34.499	45.284	32.841	4	2:09.296 B	36.639	47.627	45.030	
11	1:53.867	35.130	45.729	33.008	5	5:30.113	4:08.309	47.417	34.387	
12	1:53.095	34.348	45.499	33.248 FY	6	2:00.115	36.839	48.554	34.722	
13	2:03.986	34.845 FY	48.697 FY	40.444 FY	7	2:17.889 B	36.300	47.799	53.790	
14	2:03.747	38.563 FY	49.597 FY	35.587	8	4:38.361	3:16.786	47.428	34.147	
15	1:53.671	34.580	45.679	33.412	9	1:55.301	35.255	46.298	33.748	
16	1:54.798	34.958	46.453	33.387	27	Lluís LLOBET	ESP			
17	1:52.407	34.102	45.192	33.113		Saturn Motosport				
23	James KIRKPATRICK	GBR			1	2:32.099	1:03.997	50.259	37.843	
	Epsilon Euskadi				2	1:59.831	35.708	48.190	35.933	
1	2:41.429	1:21.269	46.434	33.726	3	2:05.949 B	35.643	47.390	42.916	
2	1:51.052	34.207	44.300	32.545	4	7:00.478	5:34.771	50.276	35.431	
3	1:51.484	33.937	44.568	32.979	5	1:57.828	35.718	47.494	34.616	
4	2:00.469	33.639	51.023	35.807	6	2:09.927 B	35.543	47.502	46.882	
5	1:50.721	33.836	44.309	32.576	7	5:42.909	4:20.677	47.732	34.500	
6	1:50.481	33.383	44.349	32.749	8	2:00.123	35.128	49.018	35.977	
7	2:01.274 B	34.604	46.126	40.544	9	1:56.055	34.813	46.769	34.473	
8	8:36.313	7:17.733	45.713	32.867	10	1:56.590	34.977	46.984 FY	34.629 FY	
9	1:49.752	33.827	43.843	32.082	11	1:57.264	35.720 FY	47.470 FY	34.074 FY	
10	1:49.321	33.358	43.924	32.039	28	Ralph MEICHTRY	SUI			
11	1:53.373	35.508	45.197	32.668		Race Performance				
12	2:14.325 B	33.934 FY	55.101 FY	45.290 FY	1	2:05.405	46.147	46.491	32.767	
13	4:32.280	3:14.394	45.459	32.427	2	2:16.533	34.169	1:07.943	34.421	
14	1:51.960	33.669	44.715	33.576	3	1:52.303	33.988	44.312	34.003	
15	2:56.600 B	34.674	1:12.409	1:09.517	4	2:01.278 B	34.505	45.603	41.170	
24	Jean-Philippe DAYRAUT	FRA			5	3:49.319	2:31.648	44.386	33.285	
	Epsilon Euskadi				6	1:50.181	33.744	44.090	32.347	

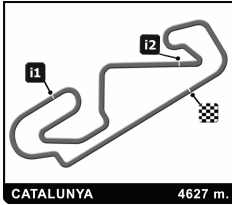


Computerised results and timing service

**ROUND 7: BARCELONA
EURO CUP MEGANE TROPHY
COLLECTIVE TEST 3**
Chronological Analysis of Performances

B Crossing the finish line in pit lane **S2** Time from 1st intermediate to 2nd intermediate
S1 Time from finish line to 1st intermedia **S3** Time from 2nd intermediate to finish line **FY** Full Yellow Flag

Lap	Lap Time	S1	S2	S3	Lap	Lap Time	S1	S2	S3
32 Matthieu LAHAYE FRA					35 Bruce LORGERE-ROUX FRA				
Tech 1 Racing					Tech 1 Racing				
1	2:17.989	59.481	45.455	33.053	1	3:44.697	2:25.136	45.683	33.878
2	1:51.468	33.945	44.242	33.281	2	1:50.112	33.742	43.995	32.375
3	1:50.369	33.531	43.651	33.187	3	1:50.485	33.824	44.085	32.576
4	1:49.645	33.519	43.791	32.335	4	1:49.988	33.501	44.047	32.440
5	1:50.540	33.498	44.582	32.460	5	1:51.183	33.492	45.217	32.474
6	1:49.763	33.490	43.850	32.423	6	1:49.809	33.494	43.952	32.363
7	1:57.222 B	33.294	44.290	39.638	7	1:51.670	33.648	43.956	34.066
8	9:19.691	8:03.085	44.332	32.274	8	1:59.026 B	34.774	44.007	40.245
9	1:53.743	34.232	47.231	32.280	9	7:11.833	5:54.458	45.072	32.303
10	1:49.230	33.296	43.636	32.298	10	1:49.805	33.541	44.171	32.093
11	1:58.537 B	33.338	45.593	39.606	11	2:26.113 B	36.845	54.988	54.280
12	5:48.299	4:31.470	44.765	32.064					
13	1:48.833	33.293	43.472	32.068					
14	1:48.488	33.165	43.535	31.788					
15	1:48.803	33.088	43.486	32.229					
16	2:02.530 B	33.151	43.907	45.472					
40 J HIRSCHI SUI					42 Ron MARCHAL NED				
HIRSCHI RACING TEAM					Racing For Belgium				
1	2:37.788	1:15.628	46.939	35.221	1	2:33.521	1:12.708	46.848	33.965
2	1:54.225	34.377	45.025	34.823	2	1:52.887	34.615	45.478	32.794
3	1:51.502	33.998	44.670	32.834	3	1:53.719	34.128	44.982	34.609
4	1:56.488	33.833	45.902	36.753	4	1:52.714	34.178	45.756	32.780
5	1:51.830	34.048	44.855	32.927	5	1:51.837	34.125	44.879	32.833
6	1:51.511	33.632	44.307	33.572	6	1:53.453	35.242	45.278	32.933
7	1:50.750	33.851	44.099	32.800	7	1:52.485	34.045	44.923	33.517
8	1:52.465	33.936	44.959	33.570	8	2:00.643	36.889	50.363	33.391
9	2:03.009 B	33.604	45.190	44.215	9	2:11.963 B	33.954	47.528	50.481
10	7:17.814	5:55.245	48.611	33.958	10	5:28.912	4:09.225	46.299	33.388
11	1:50.434	33.769	44.007	32.658	11	1:54.309	33.975	46.983	33.351
12	1:49.572	33.278	44.234	32.060 FY	12	1:51.845	33.989	44.918	32.938
13	2:07.798 B	33.804 FY	46.869 FY	47.125 FY	13	1:56.485	33.907	45.238 FY	37.340 FY
14	6:24.370	5:05.136	44.845	34.389	14	2:00.261	37.006 FY	48.059 FY	35.196 FY
15	1:56.737	34.406	45.543	36.788					
16	1:49.831	33.404	44.008	32.419					
33 Jean-Charles MIGINIAC FRA									
Team Lompech Sport									
1	2:22.643	55.365	49.882	37.396					
2	1:58.776	36.204	47.647	34.925					
3	1:58.607	37.322	46.428	34.857					
4	1:58.458	36.107	46.527	35.824					
5	1:56.321	35.589	46.622	34.110					
6	1:55.582	35.318	46.149	34.115					
7	1:54.923	35.187	45.769	33.967					
8	1:54.383	35.108	45.596	33.679					
9	2:11.205 B	34.868	46.163	50.174					
10	5:06.068	3:45.611	46.259	34.198					
11	1:54.474	35.263	45.632	33.579					
12	1:53.931	34.750	45.409	33.772					
13	1:53.671	34.594	45.623	33.454 FY					
14	2:18.255 B	35.519 FY	51.039 FY	51.697 FY					
15	4:17.654	2:57.569	46.063	34.022					
16	1:54.176	34.927	45.718	33.531					



Computerised results and timing service

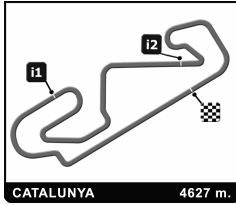
**ROUND 7: BARCELONA
EURO CUP MEGANE TROPHY
COLLECTIVE TEST 3**
Chronological Analysis of Performances

B Crossing the finish line in pit lane **S2** Time from 1st intermediate to 2nd intermediate
S1 Time from finish line to 1st intermedia **S3** Time from 2nd intermediate to finish line **FY** Full Yellow Flag

Lap	Lap Time	S1	S2	S3	Lap	Lap Time	S1	S2	S3
15	1:58.941	38.063	FY	47.122					
16	1:52.428	34.338		44.999					
17	1:52.480	34.035		45.379					
18	1:52.167	33.927		44.908					
19	2:17.181 B	39.118		48.167					

44	Jean-Philippe MADONIA	FRA
	TDS	

1	6:09.869	1:12.063		46.220		4:11.586
2	1:55.661	36.538		45.852		33.271
3	1:52.356	34.024		44.764		33.568
4	2:01.009	42.964		45.330	32.715	
5	1:52.045	34.033	44.759			33.253
6	2:29.534	1:10.362		45.832		33.340
7	2:15.955 B	37.508		47.995		50.452
8	6:36.592	5:17.583		45.568		33.441
9	1:53.393	35.102		45.012		33.279
10	1:53.128	34.498		45.487		33.143 FY
11	2:21.971 B	35.277 FY		51.381 FY		55.313 FY
12	4:20.168	3:00.856		45.989		33.323
13	1:53.224	34.729		45.435		33.060
14	1:56.516	34.151		45.011		37.354



Computerised results and timing service

ROUND 7: BARCELONA

EURO CUP MEGANE TROPHY

QUALIFYING

Final Classification

Driver	Nation	ASN	Team	Time	Lap	Total	Gap	Kph
1 14 Jaap VAN LAGEN	NED	NED	Equipe Verschuur	1:46.695	6	8	-	156.1
2 32 Matthieu LAHAYE	FRA	ESP	Tech 1 Racing	1:46.858	7	9	+0.163	155.9
3 5 Frédéric GABILLON	FRA	FRA	Team Lompech Sport	1:47.396	6	12	+0.701	155.1
4 4 Cesar CAMPANIÇO	POR	POR	Racing For Belgium	1:47.532	9	10	+0.837	154.9
5 24 Jean-Philippe DAYRAUT	FRA	FRA	Epsilon Euskadi	1:47.534	4	9	+0.839	154.9
6 28 Ralph MEICHTRY	SUI	SUI	Race Performance	1:47.950	8	9	+1.255	154.3
7 35 Bruce LORGERE-ROUX	FRA	FRA	Tech 1 Racing	1:48.224	9	9	+1.529	153.9
8 40 J HIRSCHI	SUI	SUI	HIRSCHI RACING TEAM	1:48.432	4	9	+1.737	153.6
9 20 Alessandro BALZAN	ITA	ITA	Oregon Team	1:48.496	8	10	+1.801	153.5
10 19 Luigi FERRARA	ITA	ITA	Oregon Team	1:48.624	7	7	+1.929	153.3
11 7 Pedro PETIZ	POR	POR	Iris Racing	1:48.725	7	9	+2.030	153.2
12 6 Renaud KUPPENS	BEL	BEL	Thierry Boutsen Racing	1:48.980	10	13	+2.285	152.8
13 10 Miguel FREITAS	POR	POR	Racing For Belgium	1:48.985	6	8	+2.290	152.8
14 21 Mathieu CHERUY	FRA	FRA	TDS	1:49.117	7	10	+2.422	152.7
15 11 Andreas MAYERL	AUT	AUT	Sesterheim Racing	1:49.140	3	14	+2.445	152.6
16 23 James KIRKPATRICK	GBR	GBR	Epsilon Euskadi	1:49.240	4	11	+2.545	152.5
17 9 Sébastien DHOAILLY	FRA	FRA	Thierry Boutsen Racing	1:49.302	8	11	+2.607	152.4
18 42 Ron MARCHAL	NED	NED	Racing For Belgium	1:49.926	13	13	+3.231	151.5
19 44 Jean-Philippe MADONIA	FRA	FRA	TDS	1:51.112	3	8	+4.417	149.9
20 22 Pascal BALLAY	FRA	FRA	Energy Racing	1:51.234	11	11	+4.539	149.7
21 33 Jean-Charles MIGINIAC	FRA	FRA	Team Lompech Sport	1:53.227	13	13	+6.532	147.1
22 25 Victor FERNANDEZ	ESP	ESP	Saturn Motosport	1:53.759	12	12	+7.064	146.4
23 27 Lluís LLOBET	ESP	ESP	Saturn Motosport	1:55.658	3	7	+8.963	144.0

Max. qual. time: 1:57.364

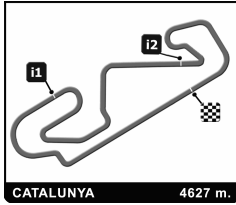
18 Rafael UNZURRUNZAGA ESP ESP Blue Jumeirah Team **2:09.054** 5 6 **129.1**

Fastest Lap	Lap 0			Kph
Circuit Record Lap		New Track		Kph
Circuit Best Lap	28/10/2006	Jaap VAN LAGEN	1:46.695	156.1 Kph

Decision Nr 1: Nr 44 Fastest time deleted. Art. 28.13 S.R.
 Decision Nr 2: Nr 23 Fastest time deleted. Art. 24.22 S.R.

The results are provisional until the end of the limit for protest and appeals
 The limit for protest expires 30' at the latest after publication of the results - Time:

Stewards:	Timekeeper:
-----------	-------------



Computerised results and timing service

ROUND 7: BARCELONA EUROCUP MEGANE TROPHY QUALIFYING

Final Classification by 2nd Fastest Lap

Driver	Nation	ASN	Team		Time	Gap	
1 14 Jaap VAN LAGEN	NED	NED	Equipe Verschuur		1:46.854	-	-
2 32 Matthieu LAHAYE	FRA	ESP	Tech 1 Racing	J	1:46.936	+0.082	+0.082
3 24 Jean-Philippe DAYRAUT	FRA	FRA	Epsilon Euskadi		1:47.696	+0.842	+0.760
4 4 Cesar CAMPANIÇO	POR	POR	Racing For Belgium		1:47.766	+0.912	+0.070
5 5 Frédéric GABILLON	FRA	FRA	Team Lompech Sport		1:47.828	+0.974	+0.062
6 35 Bruce LORGERE-ROUX	FRA	FRA	Tech 1 Racing	J	1:48.245	+1.391	+0.417
7 28 Ralph MEICHTRY	SUI	SUI	Race Performance		1:48.393	+1.539	+0.148
8 20 Alessandro BALZAN	ITA	ITA	Oregon Team		1:48.592	+1.738	+0.199
9 40 J HIRSCHI	SUI	SUI	HIRSCHI RACING TEAM	J	1:48.613	+1.759	+0.021
10 7 Pedro PETIZ	POR	POR	Iris Racing	J	1:48.874	+2.020	+0.261
11 19 Luigi FERRARA	ITA	ITA	Oregon Team	J	1:49.055	+2.201	+0.181
12 11 Andreas MAYERL	AUT	AUT	Sesterheim Racing		1:49.142	+2.288	+0.087
13 6 Renaud KUPPENS	BEL	BEL	Thierry Boutsen Racing		1:49.275	+2.421	+0.133
14 23 James KIRKPATRICK	GBR	GBR	Epsilon Euskadi	J	1:49.283	+2.429	+0.008
15 10 Miguel FREITAS	POR	POR	Racing For Belgium	J	1:49.417	+2.563	+0.134
16 21 Mathieu CHERUY	FRA	FRA	TDS	J	1:49.430	+2.576	+0.013
17 9 Sébastien DHOUILLY	FRA	FRA	Thierry Boutsen Racing	J	1:49.532	+2.678	+0.102
18 42 Ron MARCHAL	NED	NED	Racing For Belgium		1:50.012	+3.158	+0.480
19 22 Pascal BALLAY	FRA	FRA	Energy Racing		1:51.886	+5.032	+1.874
20 44 Jean-Philippe MADONIA	FRA	FRA	TDS		1:52.250	+5.396	+0.364
21 33 Jean-Charles MIGINIAC	FRA	FRA	Team Lompech Sport		1:53.228	+6.374	+0.978
22 25 Victor FERNANDEZ	ESP	ESP	Saturn Motosport		1:55.509	+8.655	+2.281
23 27 Lluís LLOBET	ESP	ESP	Saturn Motosport		1:56.355	+9.501	+0.846

Max. qual. time: 1:57.364

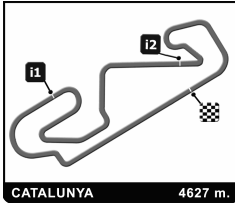
24 18 Rafael UNZURRUNZAGA	ESP	ESP	Blue Jumeirah Team		2:09.416	+22.562	+13.061
---------------------------	-----	-----	--------------------	--	-----------------	---------	---------

Fastest Lap	Lap 0			Kph
Circuit Record Lap		New Tra		Kph
Circuit Best Lap	28/10/2006	Jaap VAN LAGEN	1:46.695	156.1 Kph

Decision Nr 1: Nr 44 Fastest time deleted. Art. 28.13 S.R.
Decision Nr 2: Nr 23 Fastest time deleted. Art. 24.22 S.R.

The results are provisional until the end of the limit for protest and appeals
The limit for protest expires 30' at the latest after publication of the results - Time:

Stewards:	Timekeeper:
-----------	-------------



Computerised results and timing service

ROUND 7: BARCELONA

EUROCUP MEGANE TROPHY

QUALIFYING

Best Partial Times

IT Ideal Lap Time, sum of the best partial times

BT Best Lap Time

S1		S2		S3				IT	BT	
Pos	Driver	Time	Driver	Time	Driver	Time	Pos Driver			
1	M.LAHAYE	32.677	J.VAN LAGEN	42.695	J.VAN LAGEN	31.146	1	J.VAN LAGEN	1'46.559	1:46.695 (1)
2	F.GABILLON	32.715	M.LAHAYE	42.714	M.LAHAYE	31.338	2	M.LAHAYE	1'46.729	1:46.858 (2)
3	J.VAN LAGEN	32.718	F.GABILLON	42.898	R.MEICHTRY	31.507	3	F.GABILLON	1'47.124	1:47.396 (3)
4	J.DAYRAUT	32.738	J.DAYRAUT	42.929	F.GABILLON	31.511	4	J.DAYRAUT	1'47.296	1:47.534 (5)
5	C.CAMPANIÇO	32.896	C.CAMPANIÇO	43.013	C.CAMPANIÇO	31.537	5	C.CAMPANIÇO	1'47.446	1:47.532 (4)
6	B.LORGERE-ROUX	32.921	B.LORGERE-ROUX	43.105	A.BALZAN	31.597	6	B.LORGERE-ROUX	1'47.792	1:48.224 (7)
7	P.PETIZ	32.972	P.PETIZ	43.261	J.DAYRAUT	31.629	7	R.MEICHTRY	1'47.950	1:47.950 (6)
8	R.MEICHTRY	33.062	J.HIRSCHI	43.279	L.FERRARA	31.635	8	J.HIRSCHI	1'48.208	1:48.432 (8)
9	J.HIRSCHI	33.075	A.BALZAN	43.362	B.LORGERE-ROUX	31.766	9	P.PETIZ	1'48.321	1:48.725 (11)
10	J.KIRKPATRICK	33.087	R.MEICHTRY	43.381	J.HIRSCHI	31.854	10	A.BALZAN	1'48.328	1:48.496 (9)
11	M.CHERUY	33.260	J.KIRKPATRICK	43.421	A.MAYERL	31.857	11	J.KIRKPATRICK	1'48.571	1:49.125 (15)
12	M.FREITAS	33.291	L.FERRARA	43.452	R.KUPPENS	31.877	12	L.FERRARA	1'48.589	1:48.624 (10)
13	A.BALZAN	33.369	M.CHERUY	43.547	M.FREITAS	31.980	13	M.FREITAS	1'48.830	1:48.985 (13)
14	S.DHOUILLY	33.391	M.FREITAS	43.559	S.DHOUILLY	32.006	14	M.CHERUY	1'48.831	1:49.117 (14)
15	J.MADONIA	33.420	A.MAYERL	43.603	M.CHERUY	32.024	15	A.MAYERL	1'48.885	1:49.140 (16)
16	A.MAYERL	33.425	R.KUPPENS	43.634	J.KIRKPATRICK	32.063	16	R.KUPPENS	1'48.973	1:48.980 (12)
17	R.KUPPENS	33.462	S.DHOUILLY	43.642	P.PETIZ	32.088	17	S.DHOUILLY	1'49.039	1:49.302 (17)
18	L.FERRARA	33.502	R.MARCHAL	43.962	J.MADONIA	32.196	18	J.MADONIA	1'49.662	1:49.996 (19)
19	R.MARCHAL	33.572	J.MADONIA	44.046	R.MARCHAL	32.218	19	R.MARCHAL	1'49.752	1:49.926 (18)
20	P.BALLAY	34.028	P.BALLAY	44.184	P.BALLAY	32.576	20	P.BALLAY	1'50.788	1:51.234 (20)
21	J.MIGINIAC	34.250	J.MIGINIAC	45.221	J.MIGINIAC	33.099	21	J.MIGINIAC	1'52.570	1:53.227 (21)
22	V.FERNANDEZ	34.257	V.FERNANDEZ	45.984	L.LLOBET	33.493	22	V.FERNANDEZ	1'53.759	1:53.759 (22)
23	L.LLOBET	35.245	L.LLOBET	46.920	V.FERNANDEZ	33.518	23	L.LLOBET	1'55.658	1:55.658 (23)
24	R.UNZURRUNZAGA	38.921	R.UNZURRUNZAGA	50.391	R.UNZURRUNZAGA	37.885	24	R.UNZURRUNZAGA	2'07.197	2:09.054 (24)



**RENAULT
SPORT**



world series
by RENAULT

**MEGANE
TROPHY**

EURO CUP

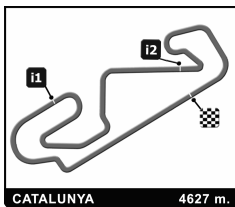


Computerised results and timing service

**ROUND 7: BARCELONA
EURO CUP MEGANE TROPHY
QUALIFYING**

Fastest Laps Sequence

Practice Time	Driver	Nation	Time	Kph	Driver's Lap
4:28.852	33 Jean-Charles MIGINIAC	FRA	1:58.404	140.7	2
4:34.116	42 Ron MARCHAL	NED	1:55.660	144.0	2
6:22.844	33 Jean-Charles MIGINIAC	FRA	1:53.992	146.1	3
6:25.948	42 Ron MARCHAL	NED	1:51.832	148.9	3
9:08.072	5 Frédéric GABILLON	FRA	1:49.324	152.4	2
10:55.900	5 Frédéric GABILLON	FRA	1:47.828	154.5	3
11:56.105	24 Jean-Philippe DAYRAUT	FRA	1:47.696	154.7	3
13:43.639	24 Jean-Philippe DAYRAUT	FRA	1:47.534	154.9	4
16:47.290	5 Frédéric GABILLON	FRA	1:47.396	155.1	6
24:17.748	14 Jaap VAN LAGEN	NED	1:47.037	155.6	4
26:04.737	14 Jaap VAN LAGEN	NED	1:46.989	155.7	5
27:07.402	32 Matthieu LAHAYE	FRA	1:46.858	155.9	7
27:51.432	14 Jaap VAN LAGEN	NED	1:46.695	156.1	6



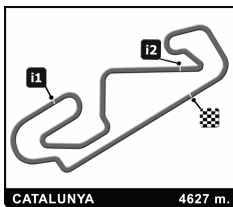
Computerised results and timing service

ROUND 7: BARCELONA EURO CUP MEGANE TROPHY QUALIFYING

Chronological Analysis of Performances

B Crossing the finish line in pit lane **S2** Time from 1st intermediate to 2nd intermediate
S1 Time from finish line to 1st intermediate **S3** Time from 2nd intermediate to finish line **FY** Full Yellow Flag

Lap	Lap Time	S1	S2	S3	Lap	Lap Time	S1	S2	S3
4 Cesar CAMPANIÇO POR					4 1:54.354 33.972 43.261 37.121 FY				
Racing For Belgium					5 2:09.255 42.528 FY 51.294 FY 35.433 FY				
1	13:49.397	...	51.095	33.146	6	1:53.231	35.280	45.383	32.568
2	1:49.316	33.634	43.851	31.831	7	1:48.725	33.082	43.497	32.146
3	1:48.379	33.280	43.317	31.782	8	1:48.874	32.972	43.445	32.457
4	2:25.028 B	38.367 FY	59.991 FY	46.670 FY	9	1:50.556	33.276	45.192	32.088
5	2:39.535	1:17.609	49.064	32.862	9 Sébastien DHOUILLY FRA				
6	1:48.315	33.248	43.297	31.770	Thierry Boutsen Racing				
7	1:47.777	33.112	43.028	31.637	1	10:15.282	8:50.154	51.667	33.461
8	1:49.429	32.978	44.180	32.271	2	1:50.380	34.009	44.136	32.235
9	1:47.532	32.896	43.099	31.537	3	1:50.093	33.773	44.027	32.293
10	1:47.766	32.969	43.013	31.784	4	1:49.603	33.685	43.787	32.131
5 Frédéric GABILLON FRA					5	1:49.625	33.391	43.809	32.425
Team Lompech Sport					6	2:18.172 B	35.167 FY	56.403 FY	46.602 FY
1	7:18.748	5:55.389	49.051	34.308	7	3:51.892	2:34.466	44.954	32.472
2	1:49.324	33.636	43.982	31.706	8	1:49.302	33.499	43.797	32.006
3	1:47.828	33.216	43.101	31.511	9	1:49.967	33.429	44.184	32.354
4	2:00.058	38.075	49.492	32.491	10	1:49.532	33.683	43.642	32.207
5	2:03.936	41.422	49.780	32.734	11	1:49.849	33.577	43.793	32.479
6	1:47.396	32.715	42.898	31.783	10 Miguel FREITAS POR				
7	2:00.969 B	32.755	43.154	45.060 FY	Racing For Belgium				
8	4:37.182	3:18.266	46.167	32.749	1	15:03.157	...	50.576	33.165
9	1:49.219	33.158	43.200	32.861	2	1:52.438	35.405	44.357	32.676
10	1:49.400	33.522	43.962	31.916	3	1:53.383	33.704	43.795 FY	35.884 FY
11	1:48.423	33.298	43.422	31.703	4	2:04.778	38.465 FY	49.881 FY	36.432 FY
12	2:26.565 B	34.707	58.752	53.106	5	1:50.575	34.644	43.559	32.372
6 Renaud KUPPENS BEL					6	1:48.985	33.291	43.714	31.980
Thierry Boutsen Racing					7	1:49.417	33.345	43.975	32.097
1	8:21.058	6:57.483	49.048	34.527	8	1:54.620	33.841	48.795	31.984
2	1:52.652	34.333	45.544	32.775	11 Andreas MAYERL AUT				
3	1:51.383	33.780	44.619	32.984	Sesterheim Racing				
4	1:49.742	33.649	44.189	31.904	1	7:18.435	5:54.583	49.411	34.441
5	1:49.641	33.617	43.911	32.113	2	1:51.397	34.875	44.344	32.178
6	1:49.690	33.462	43.894	32.334	3	1:49.140	33.627	43.640	31.873
7	2:41.509	36.635 FY	1:19.533 FY	45.341 FY	4	1:58.003	36.688	48.475	32.840
8	2:16.621	53.095	50.217	33.309	5	1:55.696	38.733	45.106	31.857
9	1:49.275	33.593	43.740	31.942	6	1:49.484	33.611	43.717	32.156
10	1:48.980	33.469	43.634	31.877	7	1:49.377	33.425	43.671	32.281 FY
11	1:52.367	34.873	45.224	32.270	8	2:05.744	36.228 FY	47.293 FY	42.223 FY
12	1:49.822	33.587	43.758	32.477	9	1:55.574	37.789	45.490	32.295
13	1:49.708	33.546	44.067	32.095	10	1:49.491	33.494	43.913	32.084
7 Pedro PETIZ POR					11	1:49.142	33.471	43.603	32.068
Iris Racing					12	1:49.556	33.465	43.911	32.180
1	13:03.379	...	48.214	34.043	13	1:51.446	33.608	44.178	33.660
2	1:54.159	35.397	45.906	32.856	14	1:50.511	34.331	43.833	32.347
3	1:49.535	33.521	43.876	32.138					



Computerised results and timing service

ROUND 7: BARCELONA

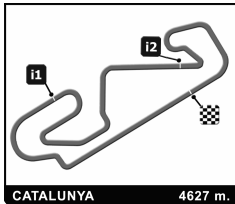
EURO CUP MEGANE TROPHY

QUALIFYING

Chronological Analysis of Performances

B Crossing the finish line in pit lane **S2** Time from 1st intermediate to 2nd intermediate
S1 Time from finish line to 1st intermedia **S3** Time from 2nd intermediate to finish line **FY** Full Yellow Flag

Lap	Lap Time	S1	S2	S3	Lap	Lap Time	S1	S2	S3
14 Jaap VAN LAGEN NED					5 2:08.270 41.643 FY 49.788 FY 36.839 FY				
Equipe Verschuur					6 1:50.025 33.930 43.641 32.454				
1	17:27.075	...	45.609	33.962	7	1:49.117	33.367	43.547	32.203
2	3:03.890	46.734 FY	1:29.416 FY	47.740 FY	8	1:49.525	33.556	43.699	32.270
3	1:59.746	41.811	45.887	32.048	9	1:49.430	33.260	44.072	32.098
4	1:47.037	33.123	42.695	31.219	10	2:01.678	33.401	53.919	34.358
5	1:46.989	33.098	42.717	31.174	22 Pascal BALLAY FRA				
6	1:46.695	32.718	42.764	31.213	Energy Racing				
7	1:46.854	32.916	42.792	31.146	1	8:41.804	7:06.879	56.081	38.844
8	1:47.258	32.890	43.005	31.363	2	1:58.439	37.118	47.504	33.817
18 Rafael UNZURRUNZAGA ESP					3	1:51.894	34.772	44.546	32.576
Blue Jumeirah Team					4	1:52.985	34.113	44.296	34.576
1	2:53.834	1:04.964	1:03.792	45.078	5	1:52.824	34.237	44.184	34.403
2	2:18.152	42.782	55.469	39.901	6	2:25.881 B	40.501	1:00.834	44.546 FY
3	2:11.507	39.570	53.146	38.791	7	4:06.450	2:47.241	45.088	34.121
4	2:09.416	39.309	51.639	38.468	8	2:06.917	34.028	53.283	39.606
5	2:09.054	39.431	51.738	37.885	9	1:52.074	34.549	44.696	32.829
6	2:20.301 B	38.921	50.391	50.989	10	1:51.886	34.064	45.074	32.748
19 Luigi FERRARA ITA					11	1:51.234	34.077	44.400	32.757
Oregon Team					23 James KIRKPATRICK GBR				
1	13:00.307	...	51.141	34.383	Epsilon Euskadi				
2	1:50.617	34.559	44.284	31.774	1	8:16.910	6:56.240	47.309	33.361
3	1:49.055	33.584	43.836	31.635	2	1:51.087	34.277	44.319	32.491
4	1:48.862	33.531	43.624	31.707 FY	3	1:49.125	33.641	43.421	32.063
5	2:14.584 B	36.744 FY	48.575 FY	49.265 FY	4	1:49.240	33.087	43.691	32.462
6	3:00.615	1:44.608	43.959	32.048	5	1:54.306	35.616	46.422	32.268
7	1:48.624	33.502	43.452	31.670	6	1:50.189	33.306	43.575	33.308
20 Alessandro BALZAN ITA					7	2:18.742 B	35.490 FY	57.020 FY	46.232 FY
Oregon Team					8	3:26.637	2:08.606	45.361	32.670
1	13:00.976	...	51.266	34.409	9	1:49.283	33.367	43.755	32.161
2	1:50.990	34.399	44.476	32.115	10	1:49.580	33.321	44.079	32.180
3	1:49.478	33.692	44.009	31.777	11	1:57.310 B	33.627	43.903	39.780
4	1:48.728	33.369	43.587	31.772 FY	24 Jean-Philippe DAYRAUT FRA				
5	2:15.445 B	36.125 FY	48.268 FY	51.052 FY	Epsilon Euskadi				
6	3:05.201	1:47.322	44.891	32.988	1	8:15.941	6:55.713	47.245	32.983
7	1:49.504	33.542	44.116	31.846	2	1:52.468	34.427	44.160	33.881
8	1:48.496	33.537	43.362	31.597	3	1:47.696	32.753	43.224	31.719
9	1:48.592	33.499	43.391	31.702	4	1:47.534	32.975	42.929	31.630
10	1:48.895	33.413	43.494	31.988	5	2:02.571 B	33.600	48.250	40.721
21 Mathieu CHERUY FRA					6	6:56.696	5:31.732	52.691	32.273
TDS					7	1:47.939	32.934	43.376	31.629
1	13:03.912	...	48.353	34.029	8	1:47.992	32.738	43.274	31.980
2	2:00.119	35.347	51.777	32.995	9	2:17.526 B	37.446	52.079	48.001
3	1:49.456	33.826	43.606	32.024	25 Victor FERNANDEZ ESP				
4	1:51.560	33.336	43.313 FY	34.911 FY	Saturn Motosport				
					1	2:40.282	1:00.697	57.783	41.802



Computerised results and timing service

ROUND 7: BARCELONA EUROCUP MEGANE TROPHY QUALIFYING

Chronological Analysis of Performances

B Crossing the finish line in pit lane **S2** Time from 1st intermediate to 2nd intermediate
S1 Time from finish line to 1st intermedia **S3** Time from 2nd intermediate to finish line **FY** Full Yellow Flag

Lap	Lap Time	S1	S2	S3	Lap	Lap Time	S1	S2	S3
2	2:05.981	38.670	50.297	37.014	3	1:53.992	35.122	45.559	33.311
3	1:59.362	36.275	47.942	35.145	4	1:55.391	34.717	46.515	34.159
4	1:56.946	35.532	47.095	34.319	5	1:53.509	34.837	45.380	33.292
5	2:15.231 B	35.829	50.258	49.144	6	2:07.475 B	34.798	45.221	47.456
6	4:09.989	2:42.363	51.952	35.674	7	5:23.875	4:02.745	46.063	35.067
7	1:56.231	35.296	46.531	34.404	8	2:48.400	34.545 FY	1:26.287 FY	47.568 FY
8	2:11.300	35.293	49.162 FY	46.845 FY	9	2:03.158	41.796	47.076	34.286
9	2:33.960	50.194 FY	1:05.432	38.334	10	1:53.460	34.890	45.316	33.254
10	1:58.276	35.867	46.686	35.723	11	1:53.228	34.571	45.537	33.120
11	1:55.509	34.910	46.377	34.222	12	1:53.772	34.989	45.684	33.099
12	1:53.759	34.257	45.984	33.518	13	1:53.227	34.250	45.624	33.353

27 **Lluís LLOBET** ESP
Saturn Motosport

1	5:39.345	4:06.542	55.009	37.794
2	2:00.697	37.586	48.622	34.489
3	1:55.658	35.245	46.920	33.493
4	2:09.920 B	36.270	47.285	46.365
5	12:11.818	...	51.503	34.901
6	1:56.864	35.912	46.930	34.022
7	1:56.355	35.322	46.950	34.083

28 **Ralph MEICHTRY** SUI
Race Performance

1	14:14.185	...	46.143	32.905
2	1:48.989	33.551	43.725	31.713
3	1:49.432	33.086	43.819	32.527
4	2:47.940 B	35.842 FY	1:16.741 FY	55.357 FY
5	2:26.731	1:06.988	47.804	31.939
6	1:49.384	33.437	43.394	32.553
7	1:48.663	33.411	43.456	31.796
8	1:47.950	33.062	43.381	31.507
9	1:48.393	33.292	43.424	31.677

32 **Matthieu LAHAYE** FRA
Tech 1 Racing

1	15:02.502	...	50.992	33.089
2	1:49.017	33.406	43.548	32.063
3	1:53.182	32.895	43.062 FY	37.225 FY
4	2:13.550 B	41.391 FY	49.880 FY	42.279
5	2:34.809	1:19.943	43.216	31.650
6	1:47.484	32.908	42.931	31.645
7	1:46.858	32.680	42.840	31.338
8	1:46.936	32.750	42.714	31.472
9	1:47.133	32.677	42.990	31.466

33 **Jean-Charles MIGINIAC** FRA
Team Lompech Sport

1	2:30.448	59.994	53.038	37.416
2	1:58.404	36.948	47.270	34.186

35 **Bruce LORGERE-ROUX** FRA
Tech 1 Racing

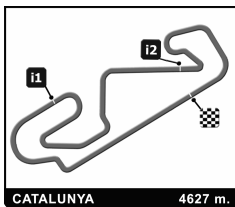
1	14:03.358	...	47.257	38.895
2	1:49.227	33.751	43.658	31.818
3	1:48.746	33.095	43.375	32.276
4	2:36.453 B	33.000 FY	1:17.454 FY	45.999 FY
5	3:36.481	2:14.271	45.351	36.859
6	1:48.364	33.054	43.105	32.205
7	1:49.972	32.921	43.527	33.524
8	1:48.245	33.059	43.274	31.912
9	1:48.224	33.071	43.387	31.766

40 **J HIRSCHI** SUI
HIRSCHI RACING TEAM

1	12:25.659	...	49.634	34.400
2	1:50.665	34.015	44.550	32.100
3	1:48.904	33.415	43.635	31.854
4	1:48.432	33.140	43.279	32.013
5	2:48.082 B	35.292 FY	1:17.845 FY	54.945 FY
6	3:50.400	2:28.123	49.754	32.523
7	1:55.395	33.118	43.567	38.710
8	1:48.613	33.075	43.671	31.867
9	1:49.775	33.251	43.865	32.659

42 **Ron MARCHAL** NED
Racing For Belgium

1	2:38.456	1:05.902	54.370	38.184
2	1:55.660	36.008	46.317	33.335
3	1:51.832	34.181	45.025	32.626
4	1:54.674	33.572	45.075	36.027
5	1:51.251	33.672	44.628	32.951
6	1:50.012	33.622	44.172	32.218
7	2:18.819 B	37.257	50.218	51.344
8	6:14.402	4:40.254 FY	52.797 FY	41.351 FY
9	2:20.320	39.504	55.152	45.664
10	1:54.459	34.165	47.613	32.681
11	1:50.845	34.262	44.284	32.299
12	1:50.143	33.741	44.164	32.238

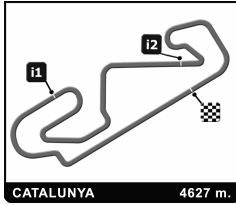


Computerised results and timing service

ROUND 7: BARCELONA EURO CUP MEGANE TROPHY QUALIFYING

Chronological Analysis of Performances

		B Crossing the finish line in pit lane			S2 Time from 1st intermediate to 2nd intermediate					
		S1 Time from finish line to 1st intermedia			S3 Time from 2nd intermediate to finish line			FY Full Yellow Flag		
Lap	Lap Time	S1	S2	S3	Lap	Lap Time	S1	S2	S3	
13	1:49.926	33.709	43.962	32.255						
44	Jean-Philippe MADONIA			FRA						
	TDS									
1	7:35.159	6:09.296	50.060	35.803						
2	1:54.870	34.846	45.381	34.643						
3	1:51.112	34.038	44.380	32.694						
4	1:49.996	33.754	44.046	32.196						
5	1:52.250	33.420	46.059	32.771						
6	5:38.309	33.508	44.391	4:20.410					FY	
7	2:28.987	1:00.206	54.623	34.158						
8	2:14.220	B 35.356	45.478	53.386						



Computerised results and timing service

ROUND 7: BARCELONA

EURO CUP MEGANE TROPHY

RACE 1

Final Classification

Driver	Nation	ASN	Team	Laps	Total Time	Gap	Kph	Best Lap		
								Lap	Time	Kph
1 14 Jaap VAN LAGEN	NED	NED	Equipe Verschuur	14	25:27.837	-	152.6	4	1:47.921	154.3
2 32 Matthieu LAHAYE	FRA	ESP	Tech 1 Racing	J 14	25:32.135	+4.298	152.2	3	1:48.629	153.3
3 4 Cesar CAMPANIÇO	POR	POR	Racing For Belgium	14	25:33.289	+5.452	152.1	3	1:48.607	153.4
4 5 Frédéric GABILLON	FRA	FRA	Team Lompech Sport	14	25:35.027	+7.190	151.9	3	1:48.596	153.4
5 35 Bruce LORGERE-ROUX	FRA	FRA	Tech 1 Racing	J 14	25:37.472	+9.635	151.7	3	1:48.343	153.7
6 40 J HIRSCHI	SUI	SUI	HIRSCHI RACING TEAM	J 14	25:43.483	+15.646	151.1	3	1:48.735	153.2
7 23 James KIRKPATRICK	GBR	GBR	Epsilon Euskadi	J 14	25:47.826	+19.989	150.7	3	1:49.064	152.7
8 28 Ralph MEICHTRY	SUI	SUI	Race Performance	14	25:51.236	+23.399	150.3	3	1:49.036	152.8
9 19 Luigi FERRARA	ITA	ITA	Oregon Team	J 14	25:59.328	+31.491	149.6	3	1:49.393	152.3
10 6 Renaud KUPPENS	BEL	BEL	Thierry Boutsen Racing	14	26:03.648	+35.811	149.1	5	1:50.084	151.3
11 21 Mathieu CHERUY	FRA	FRA	TDS	J 14	26:05.009	+37.172	149.0	5	1:49.695	151.9
12 11 Andreas MAYERL	AUT	AUT	Sesterheim Racing	14	26:06.826	+38.989	148.8	3	1:49.708	151.8
13 10 Miguel FREITAS	POR	POR	Racing For Belgium	J 14	26:09.684	+41.847	148.6	3	1:49.010	152.8
14 7 Pedro PETIZ	POR	POR	Iris Racing	J 14	26:10.409	+42.572	148.5	3	1:50.226	151.1
15 42 Ron MARCHAL	NED	NED	Racing For Belgium	14	26:16.051	+48.214	148.0	6	1:50.948	150.1
16 22 Pascal BALLAY	FRA	FRA	Energy Racing	14	26:40.793	+1:12.956	145.7	2	1:52.001	148.7
17 27 Lluis LLOBET	ESP	ESP	Saturn Motosport	14	27:07.289	+1:39.452	143.3	7	1:53.815	146.4
18 33 Jean-Charles MIGINIAC	FRA	FRA	Team Lompech Sport	14	27:07.781	+1:39.944	143.3	7	1:53.689	146.5
19 20 Alessandro BALZAN	ITA	ITA	Oregon Team	13	24:52.787	1 Lap	145.1	4	1:48.953	152.9
20 25 Victor FERNANDEZ	ESP	ESP	Saturn Motosport	13	26:17.819	1 Lap	137.2	5	1:54.964	144.9
21 18 Rafael UNZURRUNZAGA	ESP	ESP	Blue Jumeirah Team	12	26:39.429	2 Laps	125.0	3	2:08.184	129.9

Not classified:

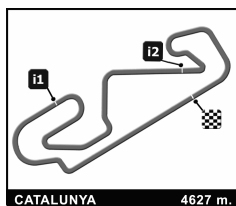
24 Jean-Philippe DAYRAUT	FRA	FRA	Epsilon Euskadi	1	2:50.251
9 Sébastien DHOUAILLY	FRA	FRA	Thierry Boutsen Racing	J	
44 Jean-Philippe MADONIA	FRA	FRA	TDS		

Pole Position	J. VAN LAGEN	1:46.695	156.1 Kph
Fastest Lap	Lap 4 Jaap VAN LAGEN	1:47.921	154.3 Kph
Circuit Record Lap	28/10/2006 Jaap VAN LAGEN	1:47.921	154.3 Kph
Circuit Best Lap	28/10/2006 Jaap VAN LAGEN	1:46.695	156.1 Kph

The results are provisional until the end of the limit for protest and appeals

The limit for protest expires 30' at the latest after publication of the results - Time:

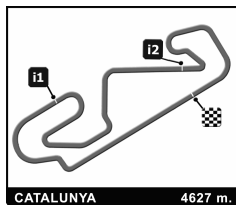
Stewards:	Timekeeper:
-----------	-------------



Computerised results and timing service

ROUND 7: BARCELONA
EUROCUP MEGANE TROPHY
After the RACE 1
Drivers Championship Standings

Drivers	Nation	Points	ZOL	TUR	ITA	GER	GBR	FRA	ESP
1 Jaap VAN LAGEN	NED	134	15 3 2	6 3 1	8 15 3	12 8 2	10 12 1	8 8	15 - 2
2 Matthieu LAHAYE	FRA	110	8 12	- -	3 5	15 10 1	15 15 1	- 12 1	12 -
3 Cesar CAMPANIÇO	POR	97	- 6	12 15 1	- 12	8 15	6 3	3 6	10 -
4 Jean-Philippe DAYRAUT	FRA	94	12 15	- -	15 8	5 -	8 1 1	12 15 2	- -
5 Bruce LORGERE-ROUX	FRA	68	- -	10 4	- -	10 12	12 -	4 10	6 -
6 Ludovic BADEY	FRA	60	10 10	15 12 1	12 -	- -	- -	- -	- -
7 Ralph MEICHTRY	SUI	51	- -	5 6	- 10	- 5	- 8	10 3	4 -
8 Pedro PETIZ	POR	47	- -	8 -	- 1	6 6	5 6	15 -	- -
9 Renaud KUPPENS	BEL	37	5 -	3 8	5 -	- 4	- 5	- 5	2 -
10 Luigi FERRARA	ITA	28	6 - 1	- -	10 -	- -	2 -	5 1	3 -
11 Bernhard TEN BRINKE	NED	27	- 5	- -	- 6	- 2	1 10	1 2	- -
12 James KIRKPATRICK	GBR	22	- 8	- -	6 -	- 3	- -	- -	5 -
13 Jeroen REINTJENS	NED	14	- -	4 5	- -	4 1	- -	- -	- -
14 Miguel FREITAS	POR	14	4 -	2 -	- 2	2 -	- 4	- -	- -
15 Frédéric GABILLON	FRA	12	- -	- -	- -	- -	- -	- 4	8 -
16 Luca FILIPPI	ITA	10	- -	- 10	- -	- -	- -	- -	- -
17 Andreas MAYERL	AUT	10	- -	- -	2 -	- -	- 2	6 -	- -
18 Sébastien DHOUILLY	FRA	9	3 -	- 1	- -	- -	3 -	2 -	- -
19 Steve ABOLD	GER	6	1 -	- -	- -	1 -	4 -	- -	- -
20 Luca DI CIENZO	ITA	5	- -	- -	1 4	- -	- -	- -	- -
21 Mathieu CHERUY	FRA	5	- -	- -	4 -	- -	- -	- -	1 -
22 Massimiliano FANTINI	ITA	5	- 2	- -	- 3	- -	- -	- -	- -
23 Justin KEEN	GBR	4	- 4	- -	- -	- -	- -	- -	- -
24 Olivier TIELEMANS	NED	3	- -	- -	- -	3 -	- -	- -	- -
25 Jean CHAROUZ	CZE	3	- -	1 2	- -	- -	- -	- -	- -
26 Kurt MOLLEKENS	BEL	2	2 -	- -	- -	- -	- -	- -	- -
27 Wim COELKELBERGS	BEL	1	- 1	- -	- -	- -	- -	- -	- -



Computerised results and timing service

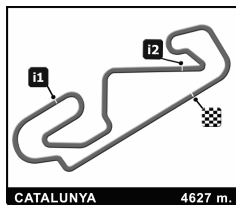
ROUND 7: BARCELONA EURO CUP MEGANE TROPHY

After the RACE 1

Teams Championship Standings

Revised

Teams	Points	ZOL	TUR	ITA	GER	GBR	FRA	ESP
1 Tech 1 Racing	178	8 12	10 4	3 5	25 22 1	27 15 1	4 22 1	18 -
2 Equipe Verschuur	162	15 3 2	10 8 1	8 15 3	16 9 2	11 22 1	9 10	15 - 2
3 Epsilon Euskadi	116	12 23	- -	21 8	5 3	8 1 1	12 15 2	5 -
4 Racing For Belgium	111	4 6	14 15 1	- 14	10 15	6 7	3 6	10 -
5 TDS	61	10 10	15 12 1	12 -	- -	- -	- -	1 -
6 Race Performance	51	- -	5 6	- 10	- 5	- 8	10 3	4 -
7 Iris Racing	47	- -	8 -	- 1	6 6	5 6	15 -	- -
8 Thierry Boutsen Racing	45	7 -	3 9	5 -	- 4	3 5	2 5	2 -
9 Oregon Team	33	6 2 1	- -	10 3	- -	2 -	5 1	3 -
10 TP Compétition / Moteur HUGER	19	- 4	- 10	1 4	- -	- -	- -	- -
11 Team Lompech Sport	15	3 -	- -	- -	- -	- -	- 4	8 -
12 Sesterheim Racing	10	- -	- -	2 -	- -	- 2	6 -	- -
13 Roma Team Baumgärtner	6	1 -	- -	- -	1 -	4 -	- -	- -
14 Energy Racing	4	- -	- -	4 -	- -	- -	- -	- -



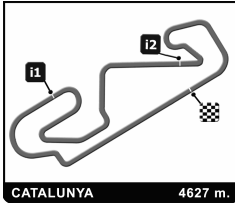
Computerised results and timing service

ROUND 7: BARCELONA EURO CUP MEGANE TROPHY

After the RACE 1

Junior Drivers Championship Standings

Drivers	Nation	Points	ZOL	TUR	ITA	GER	GBR	FRA	ESP
1 Matthieu LAHAYE	FRA	151	15 15	4 -	8 15	15 12 1	15 15 1	4 15 1	15 -
2 Bruce LORGERE-ROUX	FRA	100	- -	15 12	- -	12 15	12 -	10 12	12 -
3 Luigi FERRARA	ITA	86	12 10 1	6 -	15 -	- -	6 6	12 10	8 -
4 Pedro PETIZ	POR	81	- -	12 -	- 8	10 10	10 12	15 -	4 -
5 Miguel FREITAS	POR	62	10 -	10 -	- 10	6 6	5 10	- -	5 -
6 James KIRKPATRICK	GBR	57	- 12	- -	12 6	- 8	4 -	5 -	10 -
7 Mathieu CHERUY	FRA	51	6 -	2 6	10 -	4 3	- 8	6 -	6 -
8 Sébastien DHOUAILLY	FRA	50	8 -	3 8	5 -	5 5	8 -	8 -	- -
9 Luca FILIPPI	ITA	20	- -	5 15	- -	- -	- -	- -	- -
10 Luca DI CIENZO	ITA	18	- -	- -	6 12	- -	- -	- -	- -
11 Jean CHAROUZ	CZE	18	- -	8 10	- -	- -	- -	- -	- -
12 Olivier TIELEMANS	NED	12	- -	- -	- -	8 4	- -	- -	- -
13 Mert TAHINCI	TUR	6	- -	1 5	- -	- -	- -	- -	- -



Computerised results and timing service

ROUND 7: BARCELONA EUROCUP MEGANE TROPHY RACE 1 Best Partial Times

IT Ideal Lap Time, sum of the best partial times

BT Best Lap Time

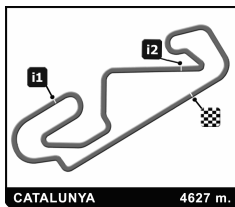
S1		S2		S3		IT		BT		
Pos	Driver	Time	Driver	Time	Driver	Time	Pos	Driver	IT	BT
1	B.LORGERE-ROUX	32.972	J.VAN LAGEN	43.032	J.VAN LAGEN	31.557	1	J.VAN LAGEN	1'47.811	1:47.921 (1)
2	M.LAHAYE	33.064	B.LORGERE-ROUX	43.287	B.LORGERE-ROUX	31.733	2	B.LORGERE-ROUX	1'47.992	1:48.343 (5)
3	C.CAMPANIÇO	33.110	C.CAMPANIÇO	43.367	F.GABILLON	31.808	3	M.LAHAYE	1'48.459	1:48.629 (2)
4	J.HIRSCHI	33.142	M.LAHAYE	43.441	A.BALZAN	31.834	4	C.CAMPANIÇO	1'48.473	1:48.607 (3)
5	J.VAN LAGEN	33.222	A.BALZAN	43.454	R.MEICHTRY	31.871	5	F.GABILLON	1'48.519	1:48.596 (4)
6	R.MEICHTRY	33.224	F.GABILLON	43.486	J.HIRSCHI	31.904	6	J.HIRSCHI	1'48.536	1:48.735 (6)
7	F.GABILLON	33.225	J.HIRSCHI	43.490	J.KIRKPATRICK	31.944	7	A.BALZAN	1'48.622	1:48.953 (19)
8	J.KIRKPATRICK	33.306	M.FREITAS	43.556	M.LAHAYE	31.954	8	J.KIRKPATRICK	1'48.879	1:49.064 (7)
9	A.BALZAN	33.334	J.KIRKPATRICK	43.629	M.FREITAS	31.967	9	R.MEICHTRY	1'48.889	1:49.036 (8)
10	M.CHERUY	33.399	P.PETIZ	43.661	C.CAMPANIÇO	31.996	10	M.FREITAS	1'48.926	1:49.010 (13)
11	M.FREITAS	33.403	L.FERRARA	43.693	L.FERRARA	32.079	11	M.CHERUY	1'49.230	1:49.695 (11)
12	L.FERRARA	33.466	M.CHERUY	43.724	M.CHERUY	32.107	12	L.FERRARA	1'49.238	1:49.393 (9)
13	A.MAYERL	33.520	A.MAYERL	43.784	R.KUPPENS	32.193	13	P.PETIZ	1'49.606	1:50.226 (14)
14	P.PETIZ	33.650	R.MEICHTRY	43.794	P.PETIZ	32.295	14	A.MAYERL	1'49.680	1:49.708 (12)
15	R.MARCHAL	33.683	R.KUPPENS	44.070	A.MAYERL	32.376	15	R.KUPPENS	1'49.954	1:50.084 (10)
16	R.KUPPENS	33.691	R.MARCHAL	44.308	R.MARCHAL	32.407	16	R.MARCHAL	1'50.398	1:50.948 (15)
17	P.BALLAY	34.188	P.BALLAY	44.623	P.BALLAY	32.961	17	P.BALLAY	1'51.772	1:52.001 (16)
18	L.LLOBET	34.239	J.MIGINIAC	45.085	L.LLOBET	33.136	18	J.MIGINIAC	1'53.025	1:53.689 (18)
19	J.MIGINIAC	34.560	L.LLOBET	45.867	J.MIGINIAC	33.380	19	L.LLOBET	1'53.242	1:53.815 (17)
20	V.FERNANDEZ	34.799	V.FERNANDEZ	46.226	V.FERNANDEZ	33.838	20	V.FERNANDEZ	1'54.863	1:54.964 (20)
21	R.UNZURRUNZAGA	38.879	R.UNZURRUNZAGA	50.902	R.UNZURRUNZAGA	38.050	21	R.UNZURRUNZAGA	2'07.831	2:08.184 (21)



Computerised results and timing service

**ROUND 7: BARCELONA
EUROCUP MEGANE TROPHY
RACE 1****Fastest Laps Sequence**

Practice Time	Driver	Nation	Time	Kph	Driver's Lap
3:39.822	14 Jaap VAN LAGEN	NED	1:48.406	153.7	2
5:27.938	14 Jaap VAN LAGEN	NED	1:48.116	154.1	3
7:15.859	14 Jaap VAN LAGEN	NED	1:47.921	154.3	4



Computerised results and timing service

ROUND 7: BARCELONA

EURO CUP MEGANE TROPHY

RACE 1

Lap Chart

Driver	Lap	Grid	1	2	3	4	5	6	7	8	9	10	11	12	13	14
(14) J. VAN LAGEN	1	14	14	14	14	14	14	14	14	14	14	14	14	14	14	14
(32) M. LAHAYE	2	32	5	5	5	5	5	5	35	35	32	32	32	32	32	32
(5) F. GABILLON	3	5	32	32	32	32	32	35	5	32	5	5	5	4	4	4
(4) C. CAMPANIÇO	4	4	4	4	4	4	35	32	32	5	4	4	4	5	5	5
(24) J. DAYRAUT	5	24	35	35	35	35	4	4	4	4	35	35	35	35	35	35
(28) R. MEICHTRY	6	28	28	28	28	28	28	28	28	40	40	40	40	40	40	40
(35) B. LORGERE-ROL	7	35	40	40	40	40	40	40	40	28	28	28	28	28	23	23
(40) J. HIRSCHI	8	40	23	23	23	23	23	23	23	23	23	23	23	23	28	28
(20) A. BALZAN	9	20	7	10	10	10	10	20	20	10	19	19	19	19	19	19
(19) L. FERRARA	10	19	10	7	19	20	20	10	10	19	10	10	10	10	6	6
(7) P. PETIZ	11	7	11	19	7	7	19	19	19	20	7	6	6	6	21	21
(6) R. KUPPENS	12	6	19	20	20	19	7	7	7	7	11	11	11	21	11	11
(10) M. FREITAS	13	10	20	11	11	11	11	11	11	6	21	21	11	10	10	10
(21) M. CHERUY	14	21	22	22	6	6	6	6	6	6	21	7	7	7	7	7
(11) A. MAYERL	15	11	6	6	22	21	21	21	21	21	42	42	42	42	42	42
(23) J. KIRKPATRICK	16	23	42	42	42	42	42	42	42	42	22	22	20	20	22	22
(9) S. DHOAILLY	17	9	21	21	21	22	22	22	22	22	20	20	22	22	20	27
(42) R. MARCHAL	18	42	25	33	33	33	33	33	33	33	33	27	27	27	27	33
(44) J. MADONIA	19	44	33	25	27	27	27	27	27	27	33	33	33	33	33	33
(22) P. BALLAY	20	22	27	27	25	25	25	25	25	25	25	25	25	25	25	25
(33) J. MIGINIAC	21	33	18	18	18	18	18	18	18	18	18	18	18	18	18	18
(25) V. FERNANDEZ	22	25	24													
(27) L. LLOBET	23	27														
(18) R. UNZURRUNZA	24	18														



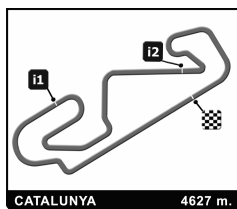
Computerised results and timing service

ROUND 7: BARCELONA EUROCUP MEGANE TROPHY RACE 1

Analysis by Lap

Lapped driver

Num	Lap Time	Gap	Num	Lap Time	Gap	Num	Lap Time	Gap	Num	Lap Time	Gap	Num	Lap Time	Gap
5	1:49.827	7.190												
35	1:49.411	9.635												
40	1:49.666	15.646												
23	1:50.484	19.989												
28	1:53.540	23.399												
19	1:54.219	31.491												
6	1:51.144	35.811												
21	1:50.890	37.172												
11	1:51.409	38.989												
10	1:53.218	41.847												
7	1:51.628	42.572												
42	1:51.556	48.214												
25	2:05.736	1 Lap												
18	2:09.485	2 Laps												
22	1:53.552	1'12.956												
27	1:54.893	1'39.452												
33	1:54.723	1'39.944												



Computerised results and timing service

ROUND 7: BARCELONA

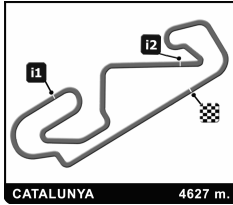
EUROCUP MEGANE TROPHY

RACE 1

Chronological Analysis of Performances

B Crossing the finish line in pit lane **S2** Time from 1st intermediate to 2nd intermediate
S1 Time from finish line to 1st intermedia **S3** Time from 2nd intermediate to finish line **FY** Full Yellow Flag

Lap	Lap Time	S1	S2	S3	Lap	Lap Time	S1	S2	S3
4 Cesar CAMPANIÇO POR					14 1:51.144 33.967 44.594 32.583				
Racing For Belgium					7 Pedro PETIZ POR				
1	1:54.065	37.989	43.853	32.223	1	1:59.342	41.977	43.661	33.704
2	1:48.969	33.273	43.630	32.066	2	1:51.646	33.752	44.250	33.644
3	1:48.607	33.156	43.455	31.996	3	1:50.226	33.650	43.794	32.782
4	1:48.738	33.242	43.367	32.129	4	1:50.985	34.431	44.259	32.295
5	1:49.373	33.708	43.469	32.196	5	1:51.983	33.904	44.679	33.400
6	1:49.212	33.280	43.599	32.333	6	1:50.611	33.783	44.141	32.687
7	1:49.095	33.158	43.642	32.295	7	1:50.650	33.853	43.925	32.872
8	1:49.124	33.264	43.582	32.278	8	1:50.843	34.176	44.120	32.547
9	1:49.379	33.252	43.814	32.313	9	1:52.964	34.256	44.874	33.834
10	1:49.257	33.227	43.700	32.330	10	1:53.625	35.269	45.278	33.078
11	1:49.464	33.248	43.811	32.405	11	1:51.847	34.364	44.657	32.826
12	1:49.123	33.110	43.730	32.283	12	1:51.693	34.166	44.379	33.148
13	1:49.233	33.249	43.631	32.353	13	1:52.366	34.545	44.838	32.983
14	1:49.650	33.329	43.880	32.441	14	1:51.628	34.221	44.273	33.134
5 Frédéric GABILLON FRA					10 Miguel FREITAS POR				
Team Lompech Sport					Racing For Belgium				
1	1:52.850	37.294	43.606	31.950	1	2:00.037	44.120	43.950	31.967
2	1:48.723	33.235	43.680	31.808	2	1:50.225	33.481	43.936	32.808
3	1:48.596	33.269	43.486	31.841	3	1:49.010	33.448	43.556	32.006
4	1:48.798	33.230	43.683	31.885	4	1:49.473	33.403	44.065	32.005
5	1:49.105	33.382	43.705	32.018	5	1:49.935	33.743	44.051	32.141
6	1:49.145	33.318	43.611	32.216	6	1:51.231	33.868	44.324	33.039
7	1:49.780	33.843	43.809	32.128	7	1:51.199	33.996	44.573	32.630
8	1:49.680	33.743	43.661	32.276	8	1:51.349	34.255	44.549	32.545
9	1:49.210	33.348	43.716	32.146	9	1:52.200	34.333	45.213	32.654
10	1:49.419	33.225	43.916	32.278	10	1:51.577	34.311	44.759	32.507
11	1:49.475	33.349	43.860	32.266	11	1:51.952	34.607	44.738	32.607
12	1:50.708	33.548	44.604	32.556	12	1:53.045	34.836	44.974	33.235
13	1:49.711	33.362	43.945	32.404	13	1:55.233	34.959	47.043	33.231
14	1:49.827	33.380	43.977	32.470	14	1:53.218	34.976	45.119	33.123
6 Renaud KUPPENS BEL					11 Andreas MAYERL AUT				
Thierry Boutsen Racing					Sesterheim Racing				
1	2:04.365	45.524	45.647	33.194	1	2:01.309	43.763	45.062	32.484
2	1:52.048	34.532	44.661	32.855	2	1:51.479	33.717	44.344	33.418
3	1:50.680	34.398	44.070	32.212	3	1:49.708	33.548	43.784	32.376
4	1:50.350	33.728	44.250	32.372	4	1:50.627	33.664	44.490	32.473
5	1:50.084	33.812	44.079	32.193	5	1:51.435	33.520	44.282	33.633
6	1:50.363	33.843	44.220	32.300	6	1:50.610	33.745	44.336	32.529
7	1:50.273	33.727	44.093	32.453	7	1:50.682	33.917	44.141	32.624
8	1:50.387	33.846	44.246	32.295	8	1:50.759	34.143	44.127	32.489
9	1:51.194	33.850	44.353	32.991	9	1:52.839	34.271	44.763	33.805
10	1:50.471	33.865	44.205	32.401	10	1:51.489	34.699	44.120	32.670
11	1:50.540	33.691	44.448	32.401	11	1:50.875	33.831	44.552	32.492
12	1:50.593	33.830	44.305	32.458	12	1:51.778	34.646	44.375	32.757
13	1:51.156	33.847	44.631	32.678					



Computerised results and timing service

ROUND 7: BARCELONA

EUROCUP MEGANE TROPHY

RACE 1

Chronological Analysis of Performances

B Crossing the finish line in pit lane **S2** Time from 1st intermediate to 2nd intermediate
S1 Time from finish line to 1st intermedia **S3** Time from 2nd intermediate to finish line **FY** Full Yellow Flag

Lap	Lap Time	S1	S2	S3	Lap	Lap Time	S1	S2	S3
13	1:51.827	33.942	44.776	33.109	14	1:54.219	34.657	45.701	33.861
14	1:51.409	34.152	44.371	32.886					

14 Jaap VAN LAGEN NED				
Equipe Verschuur				
1	1:51.416	36.463	43.331	31.622
2	1:48.406	33.322	43.269	31.815
3	1:48.116	33.273	43.286	31.557
4	1:47.921	33.222	43.032	31.667
5	1:48.291	33.375	43.300	31.616
6	1:48.857	33.440	43.549	31.868
7	1:48.605	33.408	43.394	31.803
8	1:48.950	33.644	43.371	31.935
9	1:48.987	33.411	43.642	31.934
10	1:49.391	33.575	43.723	32.093
11	1:49.046	33.483	43.547	32.016
12	1:49.505	33.459	43.829	32.217
13	1:49.434	33.742	43.619	32.073
14	1:50.912	33.590	44.466	32.856

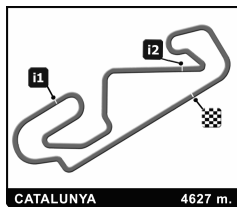
18 Rafael UNZURRUNZAGA ESP				
Blue Jumeirah Team				
1	2:24.736	53.841	52.845	38.050
2	2:09.095	39.423	51.321	38.351
3	2:08.184	39.220	50.902	38.062
4	2:09.527	38.879	51.806	38.842
5	2:16.291	39.511	53.546	43.234
6	2:17.065	41.698	55.086	40.281
7	2:09.912	40.269	51.197	38.446
8	2:09.793	40.352	51.202	38.239
9	2:09.987	39.063	51.623	39.301
10	2:19.086	41.205	56.973	40.908
11	2:16.268	40.821	56.490	38.957
12	2:09.485	39.230	51.465	38.790

19 Luigi FERRARA ITA				
Oregon Team				
1	2:01.710	44.892	44.419	32.399
2	1:50.075	33.689	44.241	32.145
3	1:49.393	33.466	43.693	32.234
4	1:51.448	34.356	44.812	32.280
5	1:51.009	33.780	44.424	32.805
6	1:50.232	33.956	43.905	32.371
7	1:49.830	33.896	43.855	32.079
8	1:49.721	33.582	43.778	32.361
9	1:50.531	33.695	44.263	32.573
10	1:50.059	33.868	44.050	32.141
11	1:49.781	33.644	43.874	32.263
12	1:50.087	33.731	44.023	32.333
13	1:51.233	33.799	44.163	33.271

20 Alessandro BALZAN ITA				
Oregon Team				
1	2:02.483	45.825	44.151	32.507
2	1:49.629	33.395	44.014	32.220
3	1:49.324	33.479	43.740	32.105
4	1:48.953	33.615	43.454	31.884
5	1:49.119	33.469	43.718	31.932
6	1:49.774	33.334	44.173	32.267
7	1:49.182	33.508	43.840	31.834
8	1:57.222 B	33.453	43.826	39.943
9	2:24.087	1:08.012	43.901	32.174
10	1:49.631	33.656	43.950	32.025
11	1:50.948	33.975	44.711	32.262
12	1:50.906	33.776	44.410	32.720
13	2:01.529 B	34.688	46.990	39.851

21 Mathieu CHERUY FRA				
TDS				
1	2:06.391	49.540	44.668	32.183
2	1:51.371	34.157	44.972	32.242
3	1:52.004	34.046	45.019	32.939
4	1:50.077	34.112	43.817	32.148
5	1:49.695	33.586	44.002	32.107
6	1:50.152	33.464	43.724	32.964
7	1:50.403	33.445	44.477	32.481
8	1:50.098	33.630	44.067	32.401
9	1:50.811	33.543	44.212	33.056
10	1:50.687	33.815	44.529	32.343
11	1:50.562	33.399	44.607	32.556
12	1:50.350	33.462	44.364	32.524
13	1:51.518	33.755	44.728	33.035
14	1:50.890	33.890	44.409	32.591

22 Pascal BALLAY FRA				
Energy Racing				
1	2:04.152	44.652	46.313	33.187
2	1:52.001	34.417	44.623	32.961
3	1:52.917	35.100	44.702	33.115
4	2:01.392	34.284	53.690	33.418
5	1:52.927	34.602	45.197	33.128
6	1:52.888	34.324	45.515	33.049
7	1:52.689	34.211	45.384	33.094
8	1:53.710	35.089	45.242	33.379
9	1:53.230	34.625	45.093	33.512
10	1:52.766	34.521	44.950	33.295
11	1:53.107	34.355	45.216	33.536
12	1:52.390	34.188	45.095	33.107
13	1:53.072	34.329	45.145	33.598



Computerised results and timing service

ROUND 7: BARCELONA

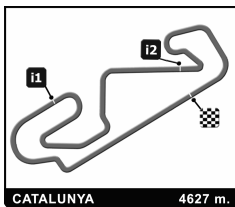
EURO CUP MEGANE TROPHY

RACE 1

Chronological Analysis of Performances

B Crossing the finish line in pit lane **S2** Time from 1st intermediate to 2nd intermediate
S1 Time from finish line to 1st intermedia **S3** Time from 2nd intermediate to finish line **FY** Full Yellow Flag

Lap	Lap Time	S1	S2	S3	Lap	Lap Time	S1	S2	S3
14	1:53.552	34.813	45.568	33.171	10	1:55.355	35.203	46.424	33.728
23 James KIRKPATRICK GBR Epsilon Euskadi					11	1:55.080	34.987	46.554	33.539
1	1:58.325	42.556	43.629	32.140	12	1:54.644	34.747	46.114	33.783
2	1:49.933	33.306	44.464	32.163	13	1:54.517	34.828	45.922	33.767
3	1:49.064	33.395	43.725	31.944	14	1:54.893	34.918	46.075	33.900
4	1:49.566	33.359	43.719	32.488	28 Ralph MEICHTRY SUI Race Performance				
5	1:49.496	33.478	43.930	32.088	1	1:54.714	38.667	43.841	32.206
6	1:50.159	33.557	43.848	32.754	2	1:49.214	33.267	43.913	32.034
7	1:50.005	33.725	43.892	32.388	3	1:49.036	33.224	43.941	31.871
8	1:50.107	33.581	44.132	32.394	4	1:49.477	33.741	43.817	31.919
9	1:49.880	33.589	44.086	32.205	5	1:49.775	33.448	44.067	32.260
10	1:50.288	33.526	44.109	32.653	6	1:49.908	33.725	43.794	32.389
11	1:50.113	33.431	44.052	32.630	7	1:50.267	33.848	44.015	32.404
12	1:50.260	33.619	44.047	32.594	8	1:51.404	34.744	44.316	32.344
13	1:50.146	33.697	43.991	32.458	9	1:49.971	33.568	44.013	32.390
14	1:50.484	33.610	44.099	32.775	10	1:50.370	33.452	43.933	32.985
24 Jean-Philippe DAYRAUT FRA Epsilon Euskadi					11	1:50.119	33.577	44.043	32.499
1	2:50.251 B	54.628	1:03.467	52.156	12	1:50.043	33.548	44.074	32.421
25 Victor FERNANDEZ ESP Saturn Motosport					13	1:53.398	33.659	43.976	35.763
1	2:12.899	50.921	47.800	34.178	14	1:53.540	36.546	44.331	32.663
2	1:59.114	35.977	47.768	35.369	32 Matthieu LAHAYE FRA Tech 1 Racing				
3	1:56.888	35.838	46.597	34.453	1	1:53.476	37.627	43.567	32.282
4	1:55.500	35.258	46.226	34.016	2	1:48.813	33.418	43.441	31.954
5	1:54.964	34.799	46.320	33.845	3	1:48.629	33.185	43.471	31.973
6	1:55.715	35.150	46.727	33.838	4	1:48.858	33.231	43.501	32.126
7	2:21.155	59.313	47.491	34.351	5	1:48.947	33.311	43.453	32.183
8	1:57.863	35.935	47.636	34.292	6	1:49.448	33.580	43.600	32.268
9	1:58.931	35.677	48.767	34.487	7	1:49.137	33.259	43.701	32.177
10	2:06.352	38.468	47.968	39.916	8	1:48.708	33.064	43.554	32.090
11	1:56.229	34.892	46.421	34.916	9	1:49.028	33.208	43.645	32.175
12	1:56.473	35.726	46.629	34.118	10	1:49.415	33.380	43.802	32.233
13	2:05.736	42.025	47.162	36.549	11	1:49.468	33.348	43.904	32.216
27 Lluís LLOBET ESP Saturn Motosport					12	1:49.528	33.439	43.900	32.189
1	2:14.280	52.101	48.056	34.123	13	1:49.062	33.350	43.673	32.039
2	1:58.095	35.336	47.505	35.254	14	1:49.618	33.426	43.747	32.445
3	1:55.320	35.108	46.361	33.851	33 Jean-Charles MIGINIAC FRA Team Lompech Sport				
4	1:54.596	34.647	46.460	33.489	1	2:13.706	51.646	47.648	34.412
5	1:54.080	34.618	46.044	33.418	2	1:57.856	35.669	47.586	34.601
6	1:54.190	35.003	45.967	33.220	3	1:55.544	35.544	45.823	34.177
7	1:53.815	34.507	46.014	33.294	4	1:53.906	34.908	45.413	33.585
8	1:54.115	34.239	45.879	33.997	5	1:54.758	35.025	45.891	33.842
9	1:54.309	35.306	45.867	33.136	6	1:53.885	35.162	45.085	33.638
					7	1:53.689	35.000	45.309	33.380
					8	1:54.354	34.560	46.123	33.671



Computerised results and timing service

ROUND 7: BARCELONA EURO CUP MEGANE TROPHY RACE 1

Chronological Analysis of Performances

Lap	Lap Time	S1	S2	S3	Lap	Lap Time	S1	S2	S3
9	1:54.540	35.531	45.551	33.458	8	1:51.266	33.745	44.618	32.903
10	1:56.820	36.206	46.518	34.096	9	1:50.950	33.695	44.516	32.739
11	1:55.300	34.899	46.564	33.837	10	1:51.306	33.751	44.680	32.875
12	1:54.412	35.008	45.651	33.753	11	1:51.118	33.882	44.547	32.689
13	1:54.288	34.849	45.602	33.837	12	1:51.392	33.931	44.506	32.955
14	1:54.723	35.111	45.786	33.826	13	1:51.904	33.902	44.736	33.266
					14	1:51.556	33.683	44.859	33.014

35 **Bruce LORGERE-ROUX** FRA
Tech 1 Racing

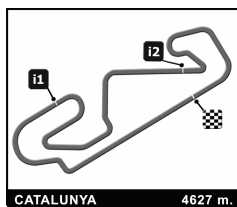
1	1:54.446	38.305	43.742	32.399
2	1:49.184	33.244	43.699	32.241
3	1:48.343	33.136	43.474	31.733
4	1:48.606	33.220	43.303	32.083
5	1:48.376	32.972	43.369	32.035
6	1:48.496	33.034	43.287	32.175
7	1:48.742	33.250	43.304	32.188
8	1:48.772	33.403	43.400	31.969
9	1:55.342	38.659	44.712	31.971
10	1:48.972	33.325	43.576	32.071
11	1:49.470	33.208	44.124	32.138
12	1:49.596	33.304	43.941	32.351
13	1:49.716	33.423	43.684	32.609
14	1:49.411	33.492	43.597	32.322

40 **J HIRSCHI** SUI
HIRSCHI RACING TEAM

1	1:55.664	39.365	44.178	32.121
2	1:49.428	33.360	43.710	32.358
3	1:48.735	33.341	43.490	31.904
4	1:49.504	33.258	43.922	32.324
5	1:49.345	33.142	43.698	32.505
6	1:49.967	33.606	43.965	32.396
7	1:49.940	33.582	43.912	32.446
8	1:50.479	34.271	43.949	32.259
9	1:49.608	33.584	43.812	32.212
10	1:49.916	33.662	44.153	32.101
11	1:50.864	33.515	45.040	32.309
12	1:49.857	33.550	44.195	32.112
13	1:50.510	33.914	43.971	32.625
14	1:49.666	33.661	43.810	32.195

42 **Ron MARCHAL** NED
Racing For Belgium

1	2:06.030	48.141	45.156	32.733
2	1:51.368	34.179	44.352	32.837
3	1:52.324	34.289	44.751	33.284
4	1:51.974	34.710	44.547	32.717
5	1:51.081	33.883	44.641	32.557
6	1:50.948	34.233	44.308	32.407
7	1:52.834	34.150	46.016	32.668



Computerised results and timing service

ROUND 7: BARCELONA

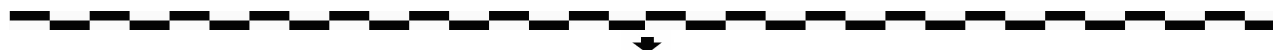
EUROCUP MEGANE TROPHY

RACE 1

Starting Grid

18 - R. UNZURRUNZAGA	2:09.054	24
25 - V. FERNANDEZ	1:53.759	22
22 - P. BALLAY	1:51.234	20
42 - R. MARCHAL	1:49.926	18
23 - J. KIRKPATRICK	1:49.240	16
21 - M. CHERUY	1:49.117	14
6 - R. KUPPENS	1:48.980	12
19 - L. FERRARA	1:48.624	10
40 - J. HIRSCHI	1:48.432	8
28 - R. MEICHTRY	1:47.950	6
4 - C. CAMPANIÇO	1:47.532	4
32 - M. LAHAYE	1:46.858	2

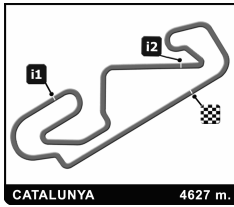
27 - L. LLOBET	1:55.658	23
33 - J. MIGINIAC	1:53.227	21
44 - J. MADONIA	1:51.112	19
9 - S. DHOUAILLY	1:49.302	17
11 - A. MAYERL	1:49.140	15
10 - M. FREITAS	1:48.985	13
7 - P. PETIZ	1:48.725	11
20 - A. BALZAN	1:48.496	9
35 - B. LORGERE-ROUX	1:48.224	7
24 - J. DAYRAUT	1:47.534	5
5 - F. GABILLON	1:47.396	3
14 - J. VAN LAGEN	1:46.695	1



The results are provisional until the end of the limit for protest and appeals

The limit for protest expires 30' at the latest after publication of the results - Time:

Race Director:	Steward:	Timekeeper:



Computerised results and timing service

ROUND 7: BARCELONA

EUROCUP MEGANE TROPHY

RACE 2

Final Classification

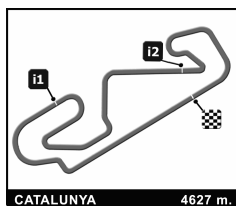
Driver	Nation	ASN	Team	Laps	Total Time	Gap	Kph	Best Lap		
								Lap	Time	Kph
1 14 Jaap VAN LAGEN	NED	NED	Equipe Verschuur	14	25:33.929	-	152.0	11	1:48.980	152.8
2 32 Matthieu LAHAYE	FRA	ESP	Tech 1 Racing	J 14	25:34.771	+0.842	151.9	10	1:48.606	153.4
3 4 Cesar CAMPANIÇO	POR	POR	Racing For Belgium	14	25:42.690	+8.761	151.2	3	1:49.498	152.1
4 5 Frédéric GABILLON	FRA	FRA	Team Lompech Sport	14	25:44.508	+10.579	151.0	9	1:49.434	152.2
5 7 Pedro PETIZ	POR	POR	Iris Racing	J 14	25:57.873	+23.944	149.7	12	1:49.257	152.5
6 28 Ralph MEICHTRY	SUI	SUI	Race Performance	14	25:59.838	+25.909	149.5	3	1:50.128	151.3
7 20 Alessandro BALZAN	ITA	ITA	Oregon Team	14	26:01.065	+27.136	149.4	6	1:49.931	151.5
8 24 Jean-Philippe DAYRAUT	FRA	FRA	Epsilon Euskadi	14	26:01.617	+27.688	149.3	8	1:49.197	152.5
9 9 Sébastien DHOAILLY	FRA	FRA	Thierry Boutsen Racing	J 14	26:03.816	+29.887	149.1	8	1:49.889	151.6
10 19 Luigi FERRARA	ITA	ITA	Oregon Team	J 14	26:08.251	+34.322	148.7	9	1:49.905	151.6
11 40 J HIRSCHI	SUI	SUI	HIRSCHI RACING TEAM	J 14	26:15.261	+41.332	148.0	9	1:50.188	151.2
12 42 Ron MARCHAL	NED	NED	Racing For Belgium	14	26:19.115	+45.186	147.7	12	1:51.106	149.9
13 11 Andreas MAYERL	AUT	AUT	Sesterheim Racing	14	26:19.476	+45.547	147.6	9	1:50.784	150.4
14 21 Mathieu CHERUY	FRA	FRA	TDS	J 14	26:19.934	+46.005	147.6	12	1:50.454	150.8
15 44 Jean-Philippe MADONIA	FRA	FRA	TDS	14	26:26.795	+52.866	147.0	11	1:50.542	150.7
16 33 Jean-Charles MIGINIAC	FRA	FRA	Team Lompech Sport	14	26:47.741	+1:13.812	145.0	11	1:52.581	148.0
17 22 Pascal BALLAY	FRA	FRA	Energy Racing	14	27:14.443	+1:40.514	142.7	11	1:52.472	148.1
18 25 Victor FERNANDEZ	ESP	ESP	Saturn Motosport	14	27:16.084	+1:42.155	142.5	7	1:54.398	145.6
19 23 James KIRKPATRICK	GBR	GBR	Epsilon Euskadi	J 13	26:14.043	1 Lap	137.6	11	1:50.709	150.5
20 18 Rafael UNZURRUNZAGA	ESP	ESP	Blue Jumeirah Team	12	26:47.541	2 Laps	124.3	3	2:08.743	129.4
Not classified:										
10 Miguel FREITAS	POR	POR	Racing For Belgium	J 11	26:28.629			7	1:52.248	148.4
6 Renaud KUPPENS	BEL	BEL	Thierry Boutsen Racing	8	15:45.228			4	1:51.732	149.1
35 Bruce LORGERE-ROUX	FRA	FRA	Tech 1 Racing	J 5	9:49.943			2	1:51.377	149.6
27 Lluís LLOBET	ESP	ESP	Saturn Motosport	5	10:17.282			4	1:54.773	145.1

Pole Position	J. VAN LAGEN	1:46.854	155.9 Kph
Fastest Lap	Lap 10 Matthieu LAHAYE	1:48.606	153.4 Kph
Circuit Record Lap	28/10/2006 Jaap VAN LAGEN	1:47.921	154.3 Kph
Circuit Best Lap	28/10/2006 Jaap VAN LAGEN	1:46.695	156.1 Kph

The results are provisional until the end of the limit for protest and appeals

The limit for protest expires 30' at the latest after publication of the results - Time:

Stewards:	Timekeeper:
------------------	--------------------



Computerised results and timing service

ROUND 7: BARCELONA

EUROCUP MEGANE TROPHY

After the RACE 2

Drivers Championship Standings

Drivers	Nation	Points	ZOL	TUR	ITA	GER	GBR	FRA	ESP
1 Jaap VAN LAGEN	NED	149	15 3 2	6 3 1	8 15 3	12 8 2	10 12 1	8 8	15 15 2
2 Matthieu LAHAYE	FRA	123	8 12	- -	3 5	15 10 1	15 15 1	- 12 1	12 12 1
3 Cesar CAMPANIÇO	POR	107	- 6	12 15 1	- 12	8 15	6 3	3 6	10 10
4 Jean-Philippe DAYRAUT	FRA	98	12 15	- -	15 8	5 -	8 1 1	12 15 2	- 4
5 Bruce LORGERE-ROUX	FRA	68	- -	10 4	- -	10 12	12 -	4 10	6 -
6 Ludovic BADEY	FRA	60	10 10	15 12 1	12 -	- -	- -	- -	- -
7 Ralph MEICHTRY	SUI	56	- -	5 6	- 10	- 5	- 8	10 3	4 5
8 Pedro PETIZ	POR	53	- -	8 -	- 1	6 6	5 6	15 -	- 6
9 Renaud KUPPENS	BEL	37	5 -	3 8	5 -	- 4	- 5	- 5	2 -
10 Luigi FERRARA	ITA	30	6 - 1	- -	10 -	- -	2 -	5 1	3 2
11 Bernhard TEN BRINKE	NED	27	- 5	- -	- 6	- 2	1 10	1 2	- -
12 James KIRKPATRICK	GBR	22	- 8	- -	6 -	- 3	- -	- -	5 -
13 Frédéric GABILLON	FRA	20	- -	- -	- -	- -	- -	- 4	8 8
14 Jeroen REINTJENS	NED	14	- -	4 5	- -	4 1	- -	- -	- -
15 Miguel FREITAS	POR	14	4 -	2 -	- 2	2 -	- 4	- -	- -
16 Sébastien DHOUAILLY	FRA	12	3 -	- 1	- -	- -	3 -	2 -	- 3
17 Andreas MAYERL	AUT	11	- -	- -	2 -	- -	- 2	6 -	- 1
18 Luca FILIPPI	ITA	10	- -	- 10	- -	- -	- -	- -	- -
19 Steve ABOLD	GER	6	1 -	- -	- -	1 -	4 -	- -	- -
20 Luca DI CIENZO	ITA	5	- -	- -	1 4	- -	- -	- -	- -
21 Mathieu CHERUY	FRA	5	- -	- -	4 -	- -	- -	- -	1 -
22 Massimiliano FANTINI	ITA	5	- 2	- -	- 3	- -	- -	- -	- -
23 Justin KEEN	GBR	4	- 4	- -	- -	- -	- -	- -	- -
24 Olivier TIELEMANS	NED	3	- -	- -	- -	3 -	- -	- -	- -
25 Jean CHAROUZ	CZE	3	- -	1 2	- -	- -	- -	- -	- -
26 Kurt MOLLEKENS	BEL	2	2 -	- -	- -	- -	- -	- -	- -
27 Wim COELKELBERGS	BEL	1	- 1	- -	- -	- -	- -	- -	- -



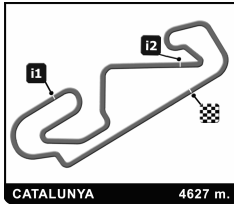
Computerised results and timing service

ROUND 7: BARCELONA EURO CUP MEGANE TROPHY

After the RACE 2

Teams Championship Standings

Teams	Points	ZOL	TUR	ITA	GER	GBR	FRA	ESP
1 Tech 1 Racing	191	8 12	10 4	3 5	25 22 1	27 15 1	4 22 1	18 12 1
2 Equipe Verschuur	177	15 3 2	10 8 1	8 15 3	16 9 2	11 22 1	9 10	15 15 2
3 Racing For Belgium	121	4 6	14 15 1	- 14	10 15	6 7	3 6	10 10
4 Epsilon Euskadi	120	12 23	- -	21 8	5 3	8 1 1	12 15 2	5 4
5 TDS	61	10 10	15 12 1	12 -	- -	- -	- -	1 -
6 Race Performance	56	- -	5 6	- 10	- 5	- 8	10 3	4 5
7 Iris Racing	53	- -	8 -	- 1	6 6	5 6	15 -	- 6
8 Thierry Boutsen Racing	48	7 -	3 9	5 -	- 4	3 5	2 5	2 3
9 Oregon Team	35	6 2 1	- -	10 3	- -	2 -	5 1	3 2
10 Team Lompech Sport	23	3 -	- -	- -	- -	- -	- 4	8 8
11 TP Compétition / Moteur HUGER	19	- 4	- 10	1 4	- -	- -	- -	- -
12 Sesterheim Racing	11	- -	- -	2 -	- -	- 2	6 -	- 1
13 Roma Team Baumgärtner	6	1 -	- -	- -	1 -	4 -	- -	- -
14 Energy Racing	4	- -	- -	4 -	- -	- -	- -	- -



Computerised results and timing service

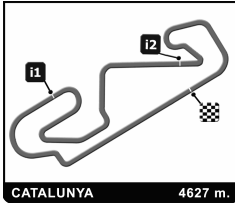
ROUND 7: BARCELONA

EURO CUP MEGANE TROPHY

After the RACE 2

Junior Drivers Championship Standings

Drivers	Nation	Points	ZOL	TUR	ITA	GER	GBR	FRA	ESP
1 Matthieu LAHAYE	FRA	167	15 15	4 -	8 15	15 12 1	15 15 1	4 15 1	15 15 1
2 Bruce LORGERE-ROUX	FRA	100	- -	15 12	- -	12 15	12 -	10 12	12 -
3 Luigi FERRARA	ITA	94	12 10 1	6 -	15 -	- -	6 6	12 10	8 8
4 Pedro PETIZ	POR	93	- -	12 -	- 8	10 10	10 12	15 -	4 12
5 James KIRKPATRICK	GBR	62	- 12	- -	12 6	- 8	4 -	5 -	10 5
6 Miguel FREITAS	POR	62	10 -	10 -	- 10	6 6	5 10	- -	5 -
7 Sébastien DHOUILLY	FRA	60	8 -	3 8	5 -	5 5	8 -	8 -	- 10
8 Mathieu CHERUY	FRA	57	6 -	2 6	10 -	4 3	- 8	6 -	6 6
9 Luca FILIPPI	ITA	20	- -	5 15	- -	- -	- -	- -	- -
10 Luca DI CIENZO	ITA	18	- -	- -	6 12	- -	- -	- -	- -
11 Jean CHAROUZ	CZE	18	- -	8 10	- -	- -	- -	- -	- -
12 Olivier TIELEMANS	NED	12	- -	- -	- -	8 4	- -	- -	- -
13 Mert TAHINCI	TUR	6	- -	1 5	- -	- -	- -	- -	- -



Computerised results and timing service

ROUND 7: BARCELONA EUROCUP MEGANE TROPHY RACE 2 Best Partial Times

IT Ideal Lap Time, sum of the best partial times
BT Best Lap Time

S1		S2		S3		IT		BT		
Pos	Driver	Time	Driver	Time	Driver	Time	Pos	Driver	IT	BT
1	M.LAHAYE	33.051	J.VAN LAGEN	43.540	J.VAN LAGEN	31.842	1	M.LAHAYE	1'48.486	1:48.606 (2)
2	J.DAYRAUT	33.110	M.LAHAYE	43.560	M.LAHAYE	31.875	2	J.VAN LAGEN	1'48.710	1:48.980 (1)
3	C.CAMPANIÇO	33.232	P.PETIZ	43.677	P.PETIZ	32.038	3	J.DAYRAUT	1'48.835	1:49.197 (8)
4	F.GABILLON	33.286	J.DAYRAUT	43.678	J.DAYRAUT	32.047	4	P.PETIZ	1'49.053	1:49.257 (5)
5	B.LORGERE-ROUX	33.302	C.CAMPANIÇO	43.765	A.BALZAN	32.144	5	C.CAMPANIÇO	1'49.241	1:49.498 (3)
6	J.VAN LAGEN	33.328	F.GABILLON	43.889	S.DHOUILLY	32.193	6	F.GABILLON	1'49.386	1:49.434 (4)
7	P.PETIZ	33.338	B.LORGERE-ROUX	43.894	F.GABILLON	32.211	7	B.LORGERE-ROUX	1'49.523	1:51.377 (23)
8	R.MEICHTRY	33.358	J.HIRSCHI	43.928	L.FERRARA	32.243	8	S.DHOUILLY	1'49.613	1:49.889 (9)
9	S.DHOUILLY	33.443	L.FERRARA	43.954	C.CAMPANIÇO	32.244	9	J.HIRSCHI	1'49.692	1:50.188 (11)
10	M.CHERUY	33.465	S.DHOUILLY	43.977	J.HIRSCHI	32.261	10	A.BALZAN	1'49.733	1:49.931 (7)
11	J.HIRSCHI	33.503	A.BALZAN	44.030	B.LORGERE-ROUX	32.327	11	L.FERRARA	1'49.834	1:49.905 (10)
12	A.BALZAN	33.559	R.MEICHTRY	44.172	R.MEICHTRY	32.407	12	R.MEICHTRY	1'49.937	1:50.128 (6)
13	J.MADONIA	33.585	J.MADONIA	44.258	M.CHERUY	32.412	13	M.CHERUY	1'50.195	1:50.454 (14)
14	L.FERRARA	33.637	A.MAYERL	44.284	J.MADONIA	32.512	14	J.MADONIA	1'50.355	1:50.542 (15)
15	R.MARCHAL	33.639	M.CHERUY	44.318	J.KIRKPATRICK	32.516	15	J.KIRKPATRICK	1'50.513	1:50.709 (19)
16	J.KIRKPATRICK	33.678	J.KIRKPATRICK	44.319	R.MARCHAL	32.559	16	A.MAYERL	1'50.559	1:50.784 (13)
17	A.MAYERL	33.679	R.KUPPENS	44.503	A.MAYERL	32.596	17	R.MARCHAL	1'50.713	1:51.106 (12)
18	M.FREITAS	34.021	R.MARCHAL	44.515	R.KUPPENS	32.708	18	R.KUPPENS	1'51.243	1:51.732 (22)
19	R.KUPPENS	34.032	M.FREITAS	44.679	P.BALLAY	32.851	19	M.FREITAS	1'51.658	1:52.248 (21)
20	P.BALLAY	34.215	J.MIGINIAC	44.899	M.FREITAS	32.958	20	P.BALLAY	1'52.184	1:52.472 (17)
21	J.MIGINIAC	34.307	P.BALLAY	45.118	J.MIGINIAC	33.164	21	J.MIGINIAC	1'52.370	1:52.581 (16)
22	L.LLOBET	34.634	V.FERNANDEZ	45.858	L.LLOBET	33.569	22	V.FERNANDEZ	1'54.398	1:54.398 (18)
23	V.FERNANDEZ	34.915	L.LLOBET	46.232	V.FERNANDEZ	33.625	23	L.LLOBET	1'54.435	1:54.773 (24)
24	R.UNZURRUNZAGA	38.891	R.UNZURRUNZAGA	50.715	R.UNZURRUNZAGA	38.750	24	R.UNZURRUNZAGA	2'08.356	2:08.743 (20)



**RENAULT
SPORT**



world series
by RENAULT

**MEGANE
TROPHY**

EURO CUP



Computerised results and timing service

**ROUND 7: BARCELONA
EURO CUP MEGANE TROPHY
RACE 2**

Fastest Laps Sequence

Practice Time	Driver	Nation	Time	Kph	Driver's Lap
3:42.790	14 Jaap VAN LAGEN	NED	1:49.341	152.3	2
5:31.945	14 Jaap VAN LAGEN	NED	1:49.155	152.6	3
7:21.099	14 Jaap VAN LAGEN	NED	1:49.154	152.6	4
9:10.250	14 Jaap VAN LAGEN	NED	1:49.151	152.6	5
11:02.938	32 Matthieu LAHAYE	FRA	1:49.118	152.7	6
14:41.315	32 Matthieu LAHAYE	FRA	1:48.936	152.9	8
16:30.224	32 Matthieu LAHAYE	FRA	1:48.909	152.9	9
18:18.830	32 Matthieu LAHAYE	FRA	1:48.606	153.4	10



Computerised results and timing service

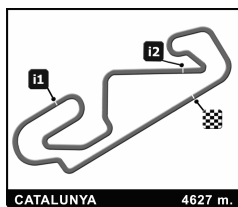
ROUND 7: BARCELONA

EUROCUP MEGANE TROPHY

RACE 2

Lap Chart

Driver	Lap	Grid	1	2	3	4	5	6	7	8	9	10	11	12	13	14
(14) J. VAN LAGEN	1	14	14	14	14	14	14	14	14	14	14	14	14	14	14	14
(32) M. LAHAYE	2	32	5	5	5	5	5	32	32	32	32	32	32	32	32	32
(24) J. DAYRAUT	3	24	32	32	32	32	32	5	5	5	5	5	4	4	4	4
(4) C. CAMPANIÇO	4	4	4	4	4	4	4	4	4	4	4	4	5	5	5	5
(5) F. GABILLON	5	5	20	20	20	20	20	20	20	20	20	20	20	20	20	7
(35) B. LORGERE-ROL	6	35	40	28	28	28	28	28	28	28	28	28	28	28	28	28
(28) R. MEICHTRY	7	28	28	35	35	6	7	7	7	7	7	7	7	7	7	20
(20) A. BALZAN	8	20	35	40	6	9	6	9	9	9	9	9	9	24	24	24
(40) J. HIRSCHI	9	40	7	7	23	7	9	19	24	24	24	24	24	9	9	9
(7) P. PETIZ	10	7	23	23	9	19	19	24	19	19	19	19	19	19	19	19
(19) L. FERRARA	11	19	11	6	21	35	24	6	42	42	42	42	40	40	40	40
(11) A. MAYERL	12	11	6	9	7	42	42	11	40	40	40	42	42	42	42	42
(6) R. KUPPENS	13	6	9	21	40	24	44	44	40	11	11	11	11	11	11	11
(23) J. KIRKPATRICK	14	23	21	19	19	11	11	11	44	21	21	21	21	21	21	21
(10) M. FREITAS	15	10	19	11	11	44	10	40	6	44	44	44	44	44	44	44
(21) M. CHERUY	16	21	10	42	42	10	40	21	21	10	10	33	33	33	33	33
(9) S. DHOUILLY	17	9	42	44	24	21	21	10	10	33	33	25	25	25	25	22
(42) R. MARCHAL	18	42	44	10	44	40	33	33	33	25	25	22	22	22	22	25
(22) P. BALLAY	19	22	22	24	10	23	35	25	25	6	22	23	23	23	23	23
(44) J. MADONIA	20	44	27	27	27	27	25	22	22	22	23	18	18	18	18	18
(33) J. MIGINIAC	21	33	33	33	33	33	22	23	23	23	18	10	10			
(25) V. FERNANDEZ	22	25	24	25	25	25	27	18	18							
(27) L. LLOBET	23	27	25	22	22	22	18									
(18) R. UNZURRUNZA	24	18	18	18	18	18	23									

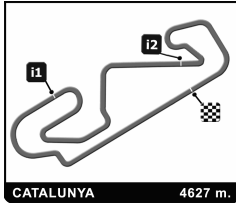


Computerised results and timing service

ROUND 7: BARCELONA EUROCUP MEGANE TROPHY RACE 2 Analysis by Lap

Lapped driver

Num	Lap Time	Gap	Num	Lap Time	Gap	Num	Lap Time	Gap	Num	Lap Time	Gap	Num	Lap Time	Gap
Lap 1														
14	1:53.449		6	1:52.304	12.699	40	1:51.387	27.289	4	1:49.907	6.116	44	1:51.353	40.126
5	1:54.125	0.676	23	1:53.055	13.145	21	1:52.160	27.867	20	1:50.445	9.814	33	1:53.257	58.855
32	1:55.329	1.880	9	1:52.465	13.393	33	1:55.310	36.489	28	1:50.588	14.179	25	1:56.284	1'12.084
4	1:56.171	2.722	21	1:52.110	13.584	35	2:10.449	39.693	7	1:49.920	21.024	22	1:53.211	1'22.993
20	1:56.506	3.057	7	1:54.722	14.142	25	1:55.450	41.078	9	1:49.889	22.085	18	2:10.796	1 Lap
40	1:58.433	4.984	40	1:55.861	14.977	22	1:53.321	1'03.076	24	1:49.197	24.338			
28	1:58.610	5.161	19	1:52.993	15.249	27	2:26.266	1'07.032	19	1:50.286	25.958	Lap 11		
35	1:58.746	5.297	11	1:53.128	16.330	Lap 6			23	1:51.363	1 Lap	14	1:48.980	
7	1:59.096	5.647	42	1:53.323	16.930	14	1:49.258		42	1:51.540	30.787	32	1:48.625	0.980
23	1:59.632	6.183	24	1:50.880	17.112	18	2:10.944	1 Lap	40	1:50.811	32.742	4	1:49.519	7.002
11	1:59.815	6.366	44	1:53.964	18.210	32	1:49.118	3.430	11	1:51.928	33.514	5	1:50.619	7.750
6	2:00.259	6.810	10	1:53.536	18.603	5	1:50.874	4.767	21	1:51.216	34.505	20	1:50.379	13.117
9	2:00.415	6.966	27	1:55.029	24.298	4	1:50.241	5.256	44	1:52.430	34.815	28	1:50.700	19.327
21	2:00.659	7.210	33	1:54.993	24.952	20	1:49.931	7.604	10	1:52.633	36.849	7	1:49.931	22.042
19	2:00.850	7.401	25	1:55.717	28.201	28	1:50.436	11.745	33	1:53.997	51.214	9	1:50.545	25.165
10	2:01.381	7.932	22	1:54.245	53.973	7	1:50.675	19.895	25	1:56.803	58.897	24	1:49.998	25.394
42	2:01.764	8.315	18	2:08.743	1'08.486	9	1:50.598	20.775	18	2:12.441	1 Lap	19	1:51.081	29.613
44	2:02.334	8.885	Lap 4			19	1:52.339	23.115	6	2:23.854	1'06.711	23	1:50.860	1 Lap
22	2:03.797	10.348	14	1:49.154		24	1:51.916	23.534	22	1:52.796	1'15.217	40	1:50.631	36.591
27	2:04.857	11.408	5	1:49.542	2.015	6	1:56.111	26.131	Lap 9			42	1:52.122	37.534
33	2:05.515	12.066	32	1:49.434	2.434	23	3:39.521	1 Lap	14	1:49.589		11	1:51.114	38.633
24	2:07.129	13.680	4	1:49.552	3.852	42	1:53.345	26.507	32	1:48.909	2.118	21	1:50.766	40.627
25	2:08.071	14.622	20	1:50.108	5.987	44	1:52.418	27.360	5	1:49.434	5.412	44	1:50.542	41.688
18	2:20.257	26.808	28	1:50.227	8.914	11	1:52.343	28.217	4	1:49.573	6.100	33	1:52.581	1'02.456
Lap 2														
14	1:49.341		6	1:51.732	15.277	40	1:51.213	29.244	20	1:50.358	10.583	25	1:56.124	1'19.228
5	1:49.882	1.217	9	1:51.549	15.788	21	1:51.321	29.930	28	1:51.927	16.517	22	1:52.472	1'26.485
32	1:49.410	1.949	7	1:51.708	16.696	10	1:53.999	30.977	7	1:49.626	21.061	Lap 12		
4	1:49.730	3.111	19	1:52.015	18.110	33	1:54.499	41.730	9	1:49.920	22.416	14	1:49.206	
20	1:50.468	4.184	35	1:56.884	18.395	25	1:54.885	46.705	24	1:49.435	24.184	32	1:48.826	0.600
28	1:51.048	6.868	42	1:52.228	20.004	22	1:54.269	1'08.087	19	1:49.905	26.274	4	1:49.864	7.660
35	1:51.377	7.333	24	1:52.266	20.224	Lap 7			23	1:51.000	1 Lap	5	1:50.165	8.709
40	1:52.628	8.271	11	1:53.909	21.085	14	1:49.424		42	1:51.205	32.403	20	1:50.406	14.317
7	1:52.269	8.575	44	1:52.271	21.327	32	1:49.441	3.447	40	1:50.188	33.341	28	1:50.690	20.811
23	1:52.403	9.245	10	1:53.127	22.576	5	1:49.979	5.322	11	1:50.784	34.709	18	2:16.398	2 Laps
6	1:52.081	9.550	21	2:00.428	24.858	4	1:49.962	5.794	21	1:52.289	37.205	7	1:49.257	22.093
9	1:52.458	10.083	40	1:59.230	25.053	20	1:50.774	8.954	44	1:52.936	38.162	24	1:49.354	25.542
21	1:52.760	10.629	23	2:01.204	25.195	28	1:50.855	13.176	10	2:05.964	53.224	9	1:50.519	26.478
19	1:53.351	11.411	27	1:54.773	29.917	7	1:50.218	20.689	33	1:53.362	54.987	19	1:50.364	30.771
11	1:55.332	12.357	33	1:54.532	30.330	9	1:50.430	21.781	25	1:55.881	1'05.189	23	1:50.709	1 Lap
42	1:53.788	12.762	25	1:55.732	34.779	24	1:50.616	24.726	22	1:53.543	1'19.171	40	1:50.912	38.297
44	1:53.857	13.401	22	1:54.087	58.906	19	1:51.566	25.257	18	2:10.364	1 Lap	42	1:51.106	39.434
10	1:55.631	14.222	18	2:09.064	1'28.396	23	1:51.538	1 Lap	Lap 10			11	1:50.926	40.353
24	1:51.048	15.387	Lap 5			42	1:51.749	28.832	14	1:49.389		21	1:50.454	41.875
27	1:56.357	18.424	14	1:49.151		11	1:52.378	31.171	32	1:48.606	1.335	44	1:50.741	43.223
33	1:56.389	19.114	5	1:50.287	3.151	40	1:51.696	31.516	5	1:50.088	6.111	33	1:53.176	1'06.426
25	1:56.358	21.639	32	1:50.287	3.570	44	1:54.034	31.970	4	1:49.752	6.463	25	1:56.791	1'26.813
22	2:27.876	48.883	4	1:49.572	4.273	6	1:55.735	32.442	20	1:50.524	11.718	22	1:53.039	1'30.318
18	2:11.431	48.898	20	1:50.095	6.931	21	1:52.368	32.874	28	1:50.479	17.607	Lap 13		
Lap 3														
14	1:49.155		28	1:50.804	10.567	10	1:52.248	33.801	7	1:49.419	21.091	14	1:49.040	
5	1:49.565	1.627	7	1:50.933	18.478	18	2:26.056	1 Lap	9	1:50.573	23.600	32	1:49.280	0.840
32	1:49.360	2.154	6	1:53.152	19.278	33	1:54.496	46.802	24	1:49.581	24.376	4	1:49.732	8.352
4	1:49.498	3.454	9	1:52.798	19.435	25	1:54.398	51.679	19	1:50.627	27.512	5	1:49.696	9.365
20	1:50.004	5.033	19	1:51.075	20.034	22	1:53.343	1'12.006	23	1:50.947	1 Lap	20	1:51.416	16.693
28	1:50.128	7.841	24	1:49.803	20.876	Lap 8			42	1:51.378	34.392	28	1:50.393	22.164
35	1:52.487	10.665	42	1:51.567	22.420	14	1:49.585		40	1:50.988	34.940	7	1:49.583	22.636
			44	1:52.024	24.200	32	1:48.936	2.798	11	1:51.179	36.499	24	1:50.085	26.587
			11	1:53.198	25.132	5	1:49.830	5.567	21	1:51.025	38.841	9	1:50.691	28.129
			10	1:52.811	26.236							19	1:50.694	32.425



Computerised results and timing service

ROUND 7: BARCELONA EUROCUP MEGANE TROPHY RACE 2 Analysis by Lap

Lapped driver

Num	Lap Time	Gap	Num	Lap Time	Gap	Num	Lap Time	Gap	Num	Lap Time	Gap	Num	Lap Time	Gap
<input type="checkbox"/> 23	1:50.728	1 Lap												
40	1:50.337	39.594												
42	1:51.921	42.315												
11	1:51.554	42.867												
21	1:50.982	43.817												
44	1:52.436	46.619												
<input type="checkbox"/> 18	2:19.117	2 Laps												
<input type="checkbox"/> 10	7:14.455	3 Laps												
33	1:52.826	1'10.212												
25	1:55.952	1'33.725												
22	1:53.423	1'34.701												
Lap 14														
14	1:49.208													
32	1:49.210	0.842												
4	1:49.617	8.761												
5	1:50.422	10.579												
7	1:50.516	23.944												
28	1:52.953	25.909												
20	1:59.651	27.136												
24	1:50.309	27.688												
9	1:50.966	29.887												
19	1:51.105	34.322												
<input type="checkbox"/> 23	1:51.083	1 Lap												
40	1:50.946	41.332												
42	1:52.079	45.186												
11	1:51.888	45.547												
21	1:51.396	46.005												
44	1:55.455	52.866												
<input type="checkbox"/> 10	1:52.844	3 Laps												
<input type="checkbox"/> 18	2:11.930	2 Laps												
33	1:52.808	1'13.812												
22	1:55.021	1'40.514												
25	1:57.638	1'42.155												



Computerised results and timing service

ROUND 7: BARCELONA

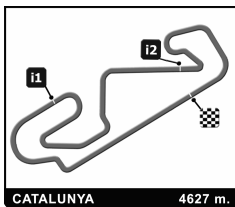
EUROCUP MEGANE TROPHY

RACE 2

Chronological Analysis of Performances

B Crossing the finish line in pit lane **S2** Time from 1st intermediate to 2nd intermediate
S1 Time from finish line to 1st intermedia **S3** Time from 2nd intermediate to finish line **FY** Full Yellow Flag

Lap	Lap Time	S1	S2	S3	Lap	Lap Time	S1	S2	S3
4 Cesar CAMPANIÇO POR					3 1:54.722 37.512 44.593 32.617				
Racing For Belgium					4 1:51.708 34.114 45.063 32.531				
1	1:56.171	38.545	44.960	32.666	5	1:50.933	33.631	44.620	32.682
2	1:49.730	33.654	43.832	32.244	6	1:50.675	33.873	44.406	32.396
3	1:49.498	33.352	43.880	32.266	7	1:50.218	33.795	44.149	32.274
4	1:49.552	33.360	43.841	32.351	8	1:49.920	33.557	44.086	32.277
5	1:49.572	33.356	43.775	32.441	9	1:49.626	33.463	43.839	32.324
6	1:50.241	33.470	44.217	32.554	10	1:49.419	33.587	43.794	32.038
7	1:49.962	33.387	44.088	32.487	11	1:49.931	33.338	43.778	32.815
8	1:49.907	33.232	44.022	32.653	12	1:49.257	33.410	43.677	32.170
9	1:49.573	33.332	43.765	32.476	13	1:49.583	33.376	43.947	32.260
10	1:49.752	33.258	43.851	32.643	14	1:50.516	33.403	44.030	33.083
11	1:49.519	33.317	43.868	32.334	9 Sébastien DHOUILLY FRA				
12	1:49.864	33.409	44.176	32.279	Thierry Boutsen Racing				
13	1:49.732	33.419	43.804	32.509	1	2:00.415	40.980	45.717	33.718
14	1:49.617	33.424	43.852	32.341	2	1:52.458	34.096	45.674	32.688
5 Frédéric GABILLON FRA					3 1:52.465 34.511 44.845 33.109				
Team Lompech Sport					4 1:51.549 34.452 44.291 32.806				
1	1:54.125	37.648	44.146	32.331	5	1:52.798	34.108	45.508	33.182
2	1:49.882	33.478	44.073	32.331	6	1:50.598	33.919	44.052	32.627
3	1:49.565	33.423	43.892	32.250	7	1:50.430	33.623	44.173	32.634
4	1:49.542	33.330	43.999	32.213	8	1:49.889	33.443	44.109	32.337
5	1:50.287	33.314	44.145	32.828	9	1:49.920	33.750	43.977	32.193
6	1:50.874	34.183	44.266	32.425	10	1:50.573	33.738	44.322	32.513
7	1:49.979	33.426	44.080	32.473	11	1:50.545	33.740	44.356	32.449
8	1:49.830	33.299	44.023	32.508	12	1:50.519	33.872	44.186	32.461
9	1:49.434	33.333	43.889	32.212	13	1:50.691	33.872	44.303	32.516
10	1:50.088	33.386	44.009	32.693	14	1:50.966	33.825	44.352	32.789
11	1:50.619	34.083	44.097	32.439	10 Miguel FREITAS POR				
12	1:50.165	33.286	44.327	32.552	Racing For Belgium				
13	1:49.696	33.334	44.151	32.211	1	2:01.381	41.213	45.885	34.283
14	1:50.422	33.354	44.270	32.798	2	1:55.631	34.021	45.414	36.196
6 Renaud KUPPENS BEL					3 1:53.536 34.522 45.303 33.711				
Thierry Boutsen Racing					4 1:53.127 34.051 44.679 34.397				
1	2:00.259	40.590	45.751	33.918	5	1:52.811	34.335	45.351	33.125
2	1:52.081	34.032	45.170	32.879	6	1:53.999	34.166	46.381	33.452
3	1:52.304	34.639	44.819	32.846	7	1:52.248	34.078	44.876	33.294
4	1:51.732	34.521	44.503	32.708	8	1:52.633	34.311	44.823	33.499
5	1:53.152	34.328	44.845	33.979	9	2:05.964 B	36.100	45.983	43.881
6	1:56.111	35.482	46.323	34.306	10	7:14.455	5:56.354	44.868	33.233
7	1:55.735	35.439	46.719	33.577	11	1:52.844	34.820	45.066	32.958
8	2:23.854 B	34.834	55.203	53.817	11 Andreas MAYERL AUT				
					Sesterheim Racing				
7 Pedro PETIZ POR					1 1:59.815 40.313 45.595 33.907				
Iris Racing					2 1:55.332 34.286 45.904 35.142				
1	1:59.096	39.763	45.279	34.054	3	1:53.128	34.707	45.282	33.139
2	1:52.269	34.386	44.104	33.779	4	1:53.909	33.715	45.418	34.776



Computerised results and timing service

ROUND 7: BARCELONA

EURO CUP MEGANE TROPHY

RACE 2

Chronological Analysis of Performances

B Crossing the finish line in pit lane **S2** Time from 1st intermediate to 2nd intermediate
S1 Time from finish line to 1st intermedia **S3** Time from 2nd intermediate to finish line **FY** Full Yellow Flag

Lap	Lap Time	S1	S2	S3	Lap	Lap Time	S1	S2	S3
5	1:53.198	34.649	45.348	33.201	6	1:52.339	34.868	44.956	32.515
6	1:52.343	34.019	45.201	33.123	7	1:51.566	34.034	44.408	33.124
7	1:52.378	33.859	44.897	33.622	8	1:50.286	33.637	44.312	32.337
8	1:51.928	34.379	44.652	32.897	9	1:49.905	33.708	43.954	32.243
9	1:50.784	33.904	44.284	32.596	10	1:50.627	33.678	44.614	32.335
10	1:51.179	33.831	44.626	32.722	11	1:51.081	33.637	44.935	32.509
11	1:51.114	33.939	44.506	32.669	12	1:50.364	33.735	44.323	32.306
12	1:50.926	33.679	44.314	32.933	13	1:50.694	33.846	44.490	32.358
13	1:51.554	33.961	44.655	32.938	14	1:51.105	33.853	44.495	32.757
14	1:51.888	33.687	45.175	33.026					

14 Jaap VAN LAGEN NED

Equipe Verschuur

1	1:53.449	36.955	44.050	32.444
2	1:49.341	33.796	43.540	32.005
3	1:49.155	33.392	43.726	32.037
4	1:49.154	33.426	43.597	32.131
5	1:49.151	33.446	43.692	32.013
6	1:49.258	33.366	43.800	32.092
7	1:49.424	33.617	43.789	32.018
8	1:49.585	33.402	44.011	32.172
9	1:49.589	33.550	43.979	32.060
10	1:49.389	33.550	43.871	31.968
11	1:48.980	33.328	43.663	31.989
12	1:49.206	33.423	43.778	32.005
13	1:49.040	33.573	43.625	31.842
14	1:49.208	33.338	43.767	32.103

18 Rafael UNZURRUNZAGA ESP

Blue Jumeirah Team

1	2:20.257	48.488	52.163	39.606
2	2:11.431	40.507	51.956	38.968
3	2:08.743	38.891	51.102	38.750
4	2:09.064	39.421	50.715	38.928
5	2:10.944	39.416	51.561	39.967
6	2:26.056	42.598	55.317	48.141
7	2:12.441	39.160	53.168	40.113
8	2:10.364	39.163	51.438	39.763
9	2:10.796	39.151	51.169	40.476
10	2:16.398	40.695	55.764	39.939
11	2:19.117	40.966	54.054	44.097
12	2:11.930	40.293	51.948	39.689

19 Luigi FERRARA ITA

Oregon Team

1	2:00.850	42.005	45.552	33.293
2	1:53.351	33.871	45.331	34.149
3	1:52.993	35.308	45.122	32.563
4	1:52.015	33.787	45.209	33.019
5	1:51.075	34.163	44.291	32.621

20 Alessandro BALZAN ITA

Oregon Team

1	1:56.506	38.768	45.022	32.716
2	1:50.468	33.780	44.257	32.431
3	1:50.004	33.632	44.228	32.144
4	1:50.108	33.676	44.147	32.285
5	1:50.095	33.559	44.193	32.343
6	1:49.931	33.572	44.030	32.329
7	1:50.774	34.113	44.230	32.431
8	1:50.445	33.701	44.299	32.445
9	1:50.358	33.688	44.285	32.385
10	1:50.524	33.705	44.371	32.448
11	1:50.379	33.821	44.196	32.362
12	1:50.406	33.708	44.192	32.506
13	1:51.416	33.760	44.731	32.925
14	1:59.651	34.683	48.148	36.820

21 Mathieu CHERUY FRA

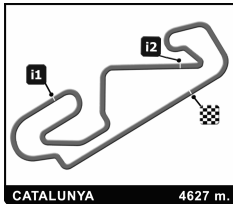
TDS

1	2:00.659	40.987	46.070	33.602
2	1:52.760	34.425	45.368	32.967
3	1:52.110	34.226	44.963	32.921
4	2:00.428	34.652	45.659	40.117
5	1:52.160	34.474	44.358	33.328
6	1:51.321	33.591	44.713	33.017
7	1:52.368	33.521	45.806	33.041
8	1:51.216	33.668	44.505	33.043
9	1:52.289	34.162	44.333	33.794
10	1:51.025	33.827	44.387	32.811
11	1:50.766	33.729	44.324	32.713
12	1:50.454	33.724	44.318	32.412
13	1:50.982	33.619	44.376	32.987
14	1:51.396	33.465	44.730	33.201

22 Pascal BALLAY FRA

Energy Racing

1	2:03.797	43.117	46.244	34.436
2	2:27.876	1:07.773	45.639	34.464
3	1:54.245	35.101	45.846	33.298
4	1:54.087	34.731	45.561	33.795



Computerised results and timing service

ROUND 7: BARCELONA EUROCUP MEGANE TROPHY RACE 2

Chronological Analysis of Performances

B Crossing the finish line in pit lane **S2** Time from 1st intermediate to 2nd intermediate
S1 Time from finish line to 1st intermediate **S3** Time from 2nd intermediate to finish line **FY** Full Yellow Flag

Lap	Lap Time	S1	S2	S3	Lap	Lap Time	S1	S2	S3
5	1:53.321	34.791	45.377	33.153	5	1:55.450	35.147	46.543	33.760
6	1:54.269	34.821	45.554	33.894	6	1:54.885	35.035	45.990	33.860
7	1:53.343	34.593	45.449	33.301	7	1:54.398	34.915	45.858	33.625
8	1:52.796	34.341	45.274	33.181	8	1:56.803	34.957	46.429	35.417
9	1:53.543	34.215	45.182	34.146	9	1:55.881	35.019	46.516	34.346
10	1:53.211	34.467	45.180	33.564	10	1:56.284	35.273	46.700	34.311
11	1:52.472	34.503	45.118	32.851	11	1:56.124	35.307	46.764	34.053
12	1:53.039	34.388	45.121	33.530	12	1:56.791	35.381	46.920	34.490
13	1:53.423	34.565	45.623	33.235	13	1:55.952	35.337	46.391	34.224
14	1:55.021	35.421	45.903	33.697	14	1:57.638	36.337	47.079	34.222

23 **James KIRKPATRICK** GBR
Epsilon Euskadi

1	1:59.632	39.989	45.262	34.381
2	1:52.403	34.111	44.632	33.660
3	1:53.055	34.697	44.959	33.399
4	2:01.204 B	34.579	47.081	39.544
5	3:39.521	2:20.202	45.199	34.120
6	1:51.538	33.850	44.911	32.777
7	1:51.363	33.926	44.625	32.812
8	1:51.000	33.984	44.430	32.586
9	1:50.947	34.015	44.355	32.577
10	1:50.860	33.757	44.387	32.716
11	1:50.709	33.725	44.319	32.665
12	1:50.728	33.678	44.534	32.516
13	1:51.083	33.901	44.324	32.858

24 **Jean-Philippe DAYRAUT** FRA
Epsilon Euskadi

1	2:07.129	49.247	44.853	33.029
2	1:51.048	34.048	44.566	32.434
3	1:50.880	33.603	44.451	32.826
4	1:52.266	33.298	44.273	34.695
5	1:49.803	33.268	43.896	32.639
6	1:51.916	34.224	45.037	32.655
7	1:50.616	33.940	44.223	32.453
8	1:49.197	33.187	43.911	32.099
9	1:49.435	33.334	43.678	32.423
10	1:49.581	33.280	43.947	32.354
11	1:49.998	33.229	44.364	32.405
12	1:49.354	33.110	44.029	32.215
13	1:50.085	34.006	44.032	32.047
14	1:50.309	33.489	44.232	32.588

25 **Victor FERNANDEZ** ESP
Saturn Motosport

1	2:08.071	44.630	48.263	35.178
2	1:56.358	35.580	46.721	34.057
3	1:55.717	35.608	46.116	33.993
4	1:55.732	35.085	46.519	34.128

27 **Lluís LLOBET** ESP
Saturn Motosport

1	2:04.857	43.006	47.616	34.235
2	1:56.357	35.942	46.474	33.941
3	1:55.029	35.117	46.343	33.569
4	1:54.773	34.634	46.232	33.907
5	2:26.266 B	37.839	55.373	53.054

28 **Ralph MEICHTRY** SUI
Race Performance

1	1:58.610	38.987	45.602	34.021
2	1:51.048	34.149	44.320	32.579
3	1:50.128	33.374	44.225	32.529
4	1:50.227	33.589	44.231	32.407
5	1:50.804	33.460	44.239	33.105
6	1:50.436	33.460	44.464	32.512
7	1:50.855	33.487	44.726	32.642
8	1:50.588	33.583	44.436	32.569
9	1:51.927	35.008	44.345	32.574
10	1:50.479	33.733	44.258	32.488
11	1:50.700	33.358	44.494	32.848
12	1:50.690	33.572	44.524	32.594
13	1:50.393	33.572	44.246	32.575
14	1:52.953	33.491	44.172	35.290

32 **Matthieu LAHAYE** FRA
Tech 1 Racing

1	1:55.329	37.990	45.076	32.263
2	1:49.410	33.344	43.861	32.205
3	1:49.360	33.310	43.744	32.306
4	1:49.434	33.178	44.094	32.162
5	1:50.287	33.328	44.000	32.959
6	1:49.118	33.269	43.867	31.982
7	1:49.441	33.679	43.666	32.096
8	1:48.936	33.125	43.560	32.251
9	1:48.909	33.172	43.712	32.025
10	1:48.606	33.051	43.563	31.992
11	1:48.625	33.051	43.699	31.875
12	1:48.826	33.078	43.714	32.034



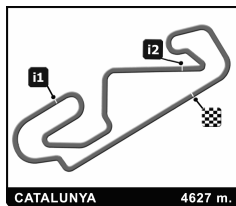
Computerised results and timing service

ROUND 7: BARCELONA EURO CUP MEGANE TROPHY RACE 2

Chronological Analysis of Performances

B Crossing the finish line in pit lane
S1 Time from finish line to 1st intermedia
S2 Time from 1st intermediate to 2nd intermediate
S3 Time from 2nd intermediate to finish line
FY Full Yellow Flag

Lap	Lap Time	S1	S2	S3	Lap	Lap Time	S1	S2	S3
13	1:49.280	33.267	44.002	32.011	4	1:52.228	33.993	44.782	33.453
14	1:49.210	33.078	43.764	32.368	5	1:51.567	34.069	44.515	32.983
33 Jean-Charles MIGINIAC FRA Team Lompech Sport					6	1:53.345	34.201	45.352	33.792
1	2:05.515	44.169	46.898	34.448	7	1:51.749	33.916	45.031	32.802
2	1:56.389	35.747	46.470	34.172	8	1:51.540	33.766	44.973	32.801
3	1:54.993	35.114	46.215	33.664	9	1:51.205	33.771	44.705	32.729
4	1:54.532	34.666	45.986	33.880	10	1:51.378	33.649	44.900	32.829
5	1:55.310	35.672	45.864	33.774	11	1:52.122	33.639	45.228	33.255
6	1:54.499	34.907	45.788	33.804	12	1:51.106	33.807	44.740	32.559
7	1:54.496	35.023	45.781	33.692	13	1:51.921	33.758	45.013	33.150
8	1:53.997	34.580	45.784	33.633	14	1:52.079	33.969	45.054	33.056
9	1:53.362	34.772	45.246	33.344	44 Jean-Philippe MADONIA FRA TDS				
10	1:53.257	34.414	45.527	33.316	1	2:02.334	41.904	46.803	33.627
11	1:52.581	34.307	45.110	33.164	2	1:53.857	34.036	45.613	34.208
12	1:53.176	34.509	45.334	33.333	3	1:53.964	34.527	45.131	34.306
13	1:52.826	34.464	44.936	33.426	4	1:52.271	33.969	44.609	33.693
14	1:52.808	34.393	44.899	33.516	5	1:52.024	34.034	45.325	32.665
35 Bruce LORGERE-ROUX FRA Tech 1 Racing					6	1:52.418	34.100	44.943	33.375
1	1:58.746	38.294	46.020	34.432	7	1:54.034	34.338	45.061	34.635
2	1:51.377	34.396	44.230	32.751	8	1:52.430	33.851	44.984	33.595
3	1:52.487	36.266	43.894	32.327	9	1:52.936	34.054	45.850	33.032
4	1:56.884	33.302	44.113	39.469	10	1:51.353	33.897	44.944	32.512
5	2:10.449 B	36.673	46.652	47.124	11	1:50.542	33.720	44.258	32.564
40 J HIRSCHI SUI HIRSCHI RACING TEAM					12	1:50.741	33.585	44.402	32.754
1	1:58.433	39.444	45.379	33.610	13	1:52.436	33.679	44.699	34.058
2	1:52.628	34.070	44.479	34.079	14	1:55.455	34.245	46.467	34.743
3	1:55.861	37.890	45.201	32.770	42 Ron MARCHAL NED Racing For Belgium				
4	1:59.230	33.744	45.981	39.505	1	2:01.764	41.699	46.618	33.447
5	1:51.387	33.853	44.281	33.253	2	1:53.788	33.984	45.670	34.134
6	1:51.213	33.504	44.702	33.007	3	1:53.323	34.762	45.250	33.311
7	1:51.696	33.609	44.490	33.597					
8	1:50.811	33.728	44.369	32.714					
9	1:50.188	33.624	43.928	32.636					
10	1:50.988	33.593	44.527	32.868					
11	1:50.631	33.503	44.867	32.261					
12	1:50.912	33.618	44.608	32.686					
13	1:50.337	33.599	44.113	32.625					
14	1:50.946	33.763	44.362	32.821					



Computerised results and timing service

ROUND 7: BARCELONA

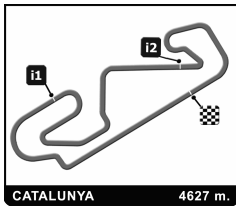
EUROCUP MEGANE TROPHY

After the RACE 2

Drivers Performance

NC Not classified EX Excluded NS Not Started

Drivers	Nation	Points	ZOL	TUR	ITA	GER	GBR	FRA	ESP											
1 Jaap VAN LAGEN	NED	149	1-1	1-8	6-5	6-8	1-4	1-1	3-2	2-4	2-3	3-2	4-4	4-4	1-1	1-1				
2 Matthieu LAHAYE	FRA	123	4-4	5-2	14-17	13-NC	5-8	6-6	1-1	1-3	1-1	1-1	7-20	5-2	2-2	2-2				
3 Cesar CAMPANIÇO	POR	107	7-NC	25-5	2-2	1-1	7-NC	5-2	4-4	3-1	9-6	8-9	5-9	3-5	4-3	4-3				
4 Jean-Philippe DAYRAUT	FRA	98	3-2	2-1	5-NC	5-21	2-1	2-4	11-6	14-12	3-4	2-11	1-2	2-1	5-NC	3-8				
5 Bruce LORGERE-ROUX	FRA	68			4-3	4-7			2-3	4-2	6-2	6-NC	2-7	1-3	7-5	6-NC				
6 Ludovic BADEY	FRA	60	2-3	3-3	1-1	2-2	3-2	4-NC												
7 Ralph MEICHTRY	SUI	56	11-NC	21-15	9-6	12-5	6-13	7-3	8-15	6-6	11-12	10-5	15-3	13-9	6-8	7-6				
8 Pedro PETIZ	POR	53	8-NC	26-NC	3-4	3-EX		12-10	6-5	8-5	13-7	11-6	13-1	11-NC	11-14	10-5				
9 Renaud KUPPENS	BEL	37	16-6	7-NC	12-8	9-4	14-6	14-11	9-14	5-7	16-15	13-7	6-18	8-7	12-10	13-NC				
10 Luigi FERRARA	ITA	30	5-5	4-12	11-11	11-NC	4-3	3-EX		11-NC	10-10	9-17	19-6	17-11	10-9	11-10				
11 Bernhard TEN BRINKE	NED	27	10-NC	27-6	17-14	17-12	11-17	11-5	16-12	15-9	5-11	7-4	12-11	14-10						
12 James KIRKPATRICK	GBR	22	6-NC	20-4	13-NC	10-NC	9-5	10-17	5-NC	9-8	4-19	4-NC	16-19	15-NC	16-7	14-19				
13 Frédéric GABILLON	FRA	20	14-13	14-NC					14-EX	12-15			11-12	10-8	3-4	5-4				
14 Jeroen REINTJENS	NED	14	12-NC	28-NC	16-7	16-6	8-NC	9-NC	7-7	17-10										
15 Miguel FREITAS	POR	14	26-7	6-NC	10-9	8-NC	12-NC	15-9	13-9	7-13	14-13	14-8	10-NC	9-NC	13-13	15-NC				
16 Sébastien DHOUAILLY	FRA	12	15-8	11-NC	20-18	20-10	16-18	16-NC	17-13	20-14	17-9	16-NC	14-10	12-NC	17-NC	17-9				
17 Andreas MAYERL	AUT	11	20-14	13-NC	18-13	18-11	15-9	18-14	10-11	16-18	19-14	17-10	22-5	19-13	15-12	12-13				
18 Luca FILIPPI	ITA	10			7-15	7-3														
19 Steve ABOLD	GER	6	17-10	12-11	8-16	14-14	10-NC	8-NC	15-10	13-16	12-8	15-12	17-NC	16-NC						
20 Luca DI CIENZO	ITA	5					13-10	13-7			18-NC									
21 Matthieu CHERUY	FRA	5	18-12	10-NC	19-19	19-15	18-7	19-NC	19-16	19-19	21-NC	18-14	20-16	18-NC	14-11	16-14				
22 Massimiliano FANTINI	ITA	5	9-NC	24-9	22-NS	24-NC	17-NC	17-8	12-NC	10-11	20-NC	19-13	18-NC							
23 Justin KEEN	GBR	4	13-11	8-7																
24 Olivier TIELEMANS	NED	3							18-8	18-17										
25 Jean CHAROUZ	CZE	3			15-10	15-9														
26 Kurt MOLLEKENS	BEL	2	19-9	9-NC																
27 Wim COELKELBERGS	BEL	1	23-15	15-10			21-16	23-13												
Pierre HIRSCHI	SUI		22-16	16-14	24-12	23-13	19-11	20-NC	20-17	21-NC										
Rafael UNZURRUNZAGA	ESP		29-19	19-17					24-22	25-NC	25-NC	23-16	26-22	24-18	24-21	24-20				
Alessandro BALZAN	ITA														9-19	8-7				
Pascal BALLAY	FRA		21-17	17-NC	27-24	27-17	22-15	22-NC	21-19	23-23	23-18	21-NC	25-21	21-14	20-16	19-17				
Victor FERNANDEZ	ESP		28-18	18-16	25-22	26-19	25-20	26-NC	25-21	26-22					22-20	22-18				
Lluís LLOBET	ESP		25-NC	23-NC	26-21	25-18	24-14	25-16	23-20	24-21					23-17	23-NC				
Bernard DELHEZ	BEL		24-NC	29-13			20-19	21-12												
Jean-Charles MIGINIAC	FRA				23-23	22-16	23-12	24-15	22-18	22-20	24-17	22-NC	24-17	22-15	21-18	21-16				
Charles HALL	GBR										15-NC	12-NC								
J HIRSCHI	SUI										8-EX				8-6	9-11				
Franck MAILLEUX	FRA										7-5	5-3								

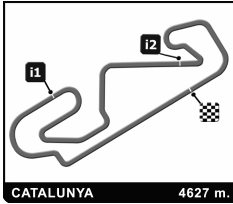


Computerised results and timing service

ROUND 7: BARCELONA
EUROCUP MEGANE TROPHY
After the RACE 2
Drivers Performance

NC Not classified EX Excluded NS Not Started

Drivers	Nation	Points	ZOL	TUR	ITA	GER	GBR	FRA	ESP
Ron MARCHAL	NED						22-16	20-15	
Jean-Philippe MADONIA	FRA							21-15	20-16
Christophe LEFRANC	FRA							8-NC	
Jean-Yves MALLAT	LIB							23-8	23-12
Renaud DERLOT	FRA							9-13	7-6
Anthony BELTOISE	FRA							3-EX	6-NC
Mert TAHINCI	TUR			21-20	21-20				
Giuseppe CHIMINELLI	ITA		27-NC	22-NC					



Computerised results and timing service

ROUND 7: BARCELONA

EUROCUP MEGANE TROPHY

After RACE 2

Drivers Statistics

Driver	Nation	Team	Points	First Positions	Seconds Positions	Thirds Positions	Race Fastest Laps	Pole Positions	Laps in first place	Km. covered in Race	Km. covered in Practice
Jaap VAN LAGEN	NED	Equipe Vershuur	149	4	2	1	8	6	62	836,34	1767,73
Matthieu LAHAYE	FRA	Tech 1 Racing	123	3	4	1	2	4	42	794,79	1594,81
Cesar CAMPANIÇO	POR	Racing For Belgium	107	2	2	2	1	1	28	771,92	1763,64
Jean-Philippe DAYRAUT	FRA	Epsilon Euskadi	98	3	2		2	1	46	749,50	1718,35
Bruce LORGERE-ROUX	FRA	Tech 1 Racing	68		2	3		1	5	500,63	1247,22
Ludovic BADEY	FRA	TDS	60	1	2	2		1	2	321,42	778,90
Ralph MEICHTRY	SUI	Race Performance	56			2				820,34	1888,08
Pedro PETIZ	POR	Iris Racing	53	1					4	635,76	1779,19
Renaud KUPPENS	BEL	Thierry Boutsen Racing	37							748,40	1741,51
Luigi FERRARA	ITA	Oregon Team	30			1	1			690,63	1695,35
Bernhard TEN BRINKE	NED	Equipe Vershuur	27							646,78	1744,19
James KIRKPATRICK	GBR	Epsilon Euskadi	22							587,99	1802,78
Frédéric GABILLON	FRA	Team Lompech Sport	20							461,79	825,61
Jeroen REINTJENS	NED	Equipe Vershuur	14							287,77	983,56
Miguel FREITAS	POR	Racing For Belgium	14							598,89	1552,14
Sébastien DHOUAILLY	FRA	Thierry Boutsen Racing	12							584,22	1420,93
Andreas MAYERL	AUT	Sesterheim Racing	11							780,34	1829,41
Luca FILIPPI	ITA	TP Compétition / Moteur HUGER	10			1				112,10	320,28
Steve ABOLD	GER	Roma Team Baumgärtner	6							574,82	1404,73
Luca DI CIENZO	ITA	TP COMPETITION / Moteur H	5							161,99	585,59
Mathieu CHERUY	FRA	TDS	5							645,08	1728,73
Massimiliano FANTINI	ITA	Oregon Team	5							342,69	1270,75
Justin KEEN	GBR	TP Compétition / Moteur H	4							120,00	124,00
Olivier TIELEMANS	NED	Racing For Belgium	3							123,55	247,10
Jean CHAROUZ	CZE	Racing For Belgium	3							112,10	277,58
Kurt MOLLEKENS	BEL	Thierry Boutsen Racing	2							64,00	172,00
Wim COELKELBERGS	BEL	Racing For Belgium	1							237,74	346,94
Pierre HIRSCHI	SUI	Hirschi Racing Team								429,53	954,58
Rafael UNZURRUNZAGA	ESP	Blue Jumeirah Team								474,49	1221,82
Alessandro BALZAN	ITA	Oregon Team								124,93	235,98
Pascal BALLAY	FRA	Energy Racing								667,03	1485,32
Victor FERNANDEZ	ESP	Saturn Motosport								570,02	1054,56
Luis LLOBET	ESP	Saturn Motosport								481,30	928,07
Bernard DELHEZ	BEL	Tech 1 Racing								169,62	360,14
Jean-Charles MIGINIAC	FRA	Team Lompech Sport								655,99	1626,57
Charles HALL	GBR	TP COMPETITION / Moteur H									317,82
J HIRSCHI	SUI	HIRSCHI RACING TEAM								173,81	439,34
Franck MAILLEUX	FRA	TDS								124,71	337,93
Ron MARCHAL	NED	Racing For Belgium								358,77	665,63
Jean-Philippe MADONIA	FRA	TDS								173,46	462,30
Christophe LEFRANC	FRA	TDS									275,88
Jean-Yves MALLAT	LIB	TP Compétition / Moteur H								108,68	192,28
Renaud DERLOT	FRA	TP Compétition / Moteur H								108,68	267,52
Mika RANGONI	ITA	TP Compétition / Moteur HUGER									
Anthony BELTOISE	FRA	Delahaye								79,42	225,72
Mert TAHINCI	TUR	TP Compétition / Moteur HUGER								112,10	336,29
Giuseppe CHIMINELLI	ITA	TP Compétition / Moteur H								40,00	128,00



Computerised results and timing service

ROUND 7: BARCELONA

EURO CUP MEGANE TROPHY

RACE 2

Starting Grid

18 - R. UNZURRUNZAGA	2:09.416	24
25 - V. FERNANDEZ	1:55.509	22
44 - J. MADONIA	1:52.250	20
42 - R. MARCHAL	1:50.012	18
21 - M. CHERUY	1:49.430	16
23 - J. KIRKPATRICK	1:49.283	14
11 - A. MAYERL	1:49.142	12
7 - P. PETIZ	1:48.874	10
20 - A. BALZAN	1:48.592	8
35 - B. LORGERE-ROUX	1:48.245	6
4 - C. CAMPANIÇO	1:47.766	4
32 - M. LAHAYE	1:46.936	2

27 - L. LLOBET	1:56.355	23
33 - J. MIGINIAC	1:53.228	21
22 - P. BALLAY	1:51.886	19
9 - S. DHOUILLY	1:49.532	17
10 - M. FREITAS	1:49.417	15
6 - R. KUPPENS	1:49.275	13
19 - L. FERRARA	1:49.055	11
40 - J. HIRSCHI	1:48.613	9
28 - R. MEICHTRY	1:48.393	7
5 - F. GABILLON	1:47.828	5
24 - J. DAYRAUT	1:47.696	3
14 - J. VAN LAGEN	1:46.854	1



The results are provisional until the end of the limit for protest and appeals

The limit for protest expires 30' at the latest after publication of the results - Time:

Race Director:	Steward:	Timekeeper: