


Eurocup Formula Renault
4 Hours of Spa-Francorchamps
Race 2

Analysis

■ Personal Best ■ Session Best B Crossing the finish line in pit lane

Lap	Time	Sector 1	Sector 2	Sector 3	Kph	Elapsed	Lap	Time	Sector 1	Sector 2	Sector 3	Kph	Elapsed
1 Yifei YE CHN JOSEF KAUFMANN RACING							3	3:34.073	1:14.634	1:18.855	1:00.584	117.8	10:13.414
1	2:58.705	43.361	1:20.588	54.756	141.1	2:58.705	4	2:22.243	41.477	1:03.778	36.988	177.3	12:35.657
2	3:22.683	1:11.305	1:23.882	47.496	124.4	6:21.388	5	3:03.987 B	41.048	1:18.658	1:04.281	137.0	15:39.644
3	3:43.282	1:14.703	1:23.346	1:05.233	112.9	10:04.670	6	2:58.561	1:17.911	1:03.775	36.875	141.2	18:38.205
4	2:22.904	41.111	1:05.424	36.369	176.4	12:27.574	7	2:22.536	42.107	1:03.556	36.873	176.9	21:00.741
5	2:20.159	41.063	1:02.801	36.295	179.9	14:47.733	8	2:21.277	41.695	1:02.790	36.792	178.5	23:22.018
6	2:20.491	40.897	1:03.048	36.546	179.5	17:08.224	9	2:21.128	41.567	1:02.768	36.793	178.7	25:43.146
7	2:21.115	40.915	1:02.904	37.296	178.7	19:29.339	10	2:20.973	41.347	1:02.828	36.798	178.9	28:04.119
8	2:21.560	42.089	1:03.252	36.219	178.1	21:50.899							
9	2:19.928	40.686	1:02.816	36.426	180.2	24:10.827	7 Max FEWTRELL GBR TECH 1 RACING						
10	2:22.119	40.856	1:03.941	37.322	177.4	26:32.946	1	2:59.992	44.096	1:21.217	54.679	140.1	2:59.992
2 Luis LEEDS AUS JOSEF KAUFMANN RACING							2	3:22.822	1:11.588	1:23.578	47.656	124.3	6:22.814
1	3:15.744	49.809	1:28.513	57.422	128.8	3:15.744	3	3:42.507	1:15.075	1:22.889	1:04.543	113.3	10:05.321
2	3:24.611	1:20.762	1:13.210	50.639	123.2	6:40.355	4	2:21.186	41.162	1:03.598	36.426	178.6	12:26.507
3	3:33.826	1:15.312	1:17.917	1:00.597	117.9	10:14.181	5	2:19.692	40.858	1:02.528	36.306	180.5	14:46.199
4	2:23.881	41.207	1:05.846	36.828	175.2	12:38.062	6	2:19.757	40.935	1:02.615	36.207	180.4	17:05.956
5	2:22.038	41.090	1:03.886	37.062	177.5	15:00.100	7	2:20.222	40.873	1:02.938	36.411	179.8	19:26.178
6	2:21.985	41.372	1:03.814	36.799	177.6	17:22.085	8	2:20.257	40.953	1:02.998	36.306	179.8	21:46.435
7	2:21.725	41.209	1:03.743	36.773	177.9	19:43.810	9	2:20.884	40.724	1:03.687	36.473	179.0	24:07.319
8	2:22.635	41.182	1:04.606	36.847	176.8	22:06.445	10	2:22.687	41.133	1:05.164	36.390	176.7	26:30.006
9	2:21.985	41.185	1:03.967	36.833	177.6	24:28.430							
10	2:22.315	41.253	1:04.207	36.855	177.2	26:50.745	8 Will PALMER GBR R-ACE GP						
4 Gabriel AUBRY FRA TECH 1 RACING							1	3:01.447	44.231	1:22.512	54.704	139.0	3:01.447
1	2:56.294	42.921	1:19.666	53.707	143.0	2:56.294	2	3:22.581	1:11.485	1:23.392	47.704	124.5	6:24.028
2	3:23.255	1:10.525	1:25.722	47.008	124.1	6:19.549	3	3:42.277	1:15.316	1:22.640	1:04.321	113.4	10:06.305
3	3:43.765	1:14.321	1:24.310	1:05.134	112.7	10:03.314	4	2:21.763	41.298	1:04.094	36.371	177.9	12:28.068
4	2:20.397	41.449	1:02.364	36.584	179.6	12:23.711	5	2:20.399	41.033	1:02.949	36.417	179.6	14:48.467
5	2:19.756	41.257	1:01.941	36.558	180.4	14:43.467	6	2:20.247	41.025	1:02.873	36.349	179.8	17:08.714
6	2:19.888	41.182	1:02.192	36.514	180.2	17:03.355	7	2:20.692	40.883	1:02.990	36.819	179.2	19:29.406
7	2:20.785	41.484	1:02.741	36.560	179.1	19:24.140	8	2:21.057	41.840	1:02.746	36.471	178.8	21:50.463
8	2:20.281	41.169	1:02.486	36.626	179.7	21:44.421	9	2:20.938	41.198	1:03.475	36.265	178.9	24:11.401
9	2:21.120	41.397	1:03.070	36.653	178.7	24:05.541	10	2:20.679	40.681	1:03.148	36.850	179.2	26:32.080
10	2:20.585	41.162	1:02.698	36.725	179.4	26:26.126							
5 Thomas MAXWELL AUS TECH 1 RACING							9 Max DEFOURNY BEL R-ACE GP						
1	3:05.022	45.979	1:23.773	55.270	136.3	3:05.022	1	2:59.299	43.503	1:21.000	54.796	140.6	2:59.299
2	3:22.403	1:11.966	1:22.609	47.828	124.6	6:27.425	2	3:22.763	1:11.368	1:23.796	47.599	124.4	6:22.062
3	3:40.723	1:16.071	1:21.509	1:03.143	114.2	10:08.148	3	3:42.901	1:14.432	1:23.501	1:04.968	113.1	10:04.963
4	2:23.218	41.755	1:04.798	36.665	176.1	12:31.366	4	2:20.804	41.018	1:03.386	36.400	179.1	12:25.767
5	2:22.030	40.963	1:04.032	37.035	177.5	14:53.396	5	2:19.598	40.960	1:02.362	36.276	180.6	14:45.365
6	2:21.493	41.261	1:03.677	36.555	178.2	17:14.889	6	2:19.862	40.858	1:02.769	36.235	180.3	17:05.227
7	2:22.138	41.031	1:04.578	36.529	177.4	19:37.027	7	2:20.306	40.713	1:03.239	36.354	179.7	19:25.533
8	2:21.112	41.338	1:03.011	36.763	178.7	21:58.139	8	2:19.895	40.676	1:02.778	36.441	180.2	21:45.428
9	2:21.437	41.075	1:03.920	36.442	178.3	24:19.576	9	2:20.804	40.882	1:03.273	36.649	179.1	24:06.232
10	2:21.303	41.094	1:03.447	36.762	178.4	26:40.879	10	2:20.527	41.098	1:02.967	36.462	179.4	26:26.759
6 Thomas NEUBAUER FRA TECH 1 RACING							10 Robert SHWARTZMAN RUS R-ACE GP						
1	3:15.236	49.752	1:28.163	57.321	129.1	3:15.236	1	2:57.555	43.271	1:20.135	54.149	142.0	2:57.555
2	3:24.105	1:18.695	1:14.772	50.638	123.5	6:39.341	2	3:23.170	1:11.775	1:24.039	47.356	124.1	6:20.725
							3	3:43.419	1:14.692	1:23.645	1:05.082	112.9	10:04.144
							4	2:20.692	41.324	1:02.994	36.374	179.2	12:24.836
							5	2:20.030	40.964	1:02.666	36.400	180.1	14:44.866
							6	2:19.819	40.995	1:02.477	36.347	180.3	17:04.685
							7	2:20.540	41.080	1:02.981	36.479	179.4	19:25.225



Eurocup Formula Renault


4 Hours of Spa-Francorchamps

Race 2

Analysis

■ Personal Best ■ Session Best ■ Crossing the finish line in pit lane

Lap	Time	Sector 1	Sector 2	Sector 3	Kph	Elapsed	Lap	Time	Sector 1	Sector 2	Sector 3	Kph	Elapsed
8	2:20.817	40.983	1:03.397	36.437	179.1	21:46.042							
9	2:21.037	41.012	1:03.451	36.574	178.8	24:07.079							
10	2:21.380	41.360	1:03.628	36.392	178.3	26:28.459							
11	Sacha FENESTRAZ					FRA	15	Axel MATUS					MEX
	JOSEF KAUFMANN RACING							AVF BY ADRIAN VALLES					
1	2:57.066	43.000	1:19.878	54.188	142.4	2:57.066	1	3:06.209	46.429	1:24.869	54.911	135.4	3:06.209
2	3:23.106	1:11.828	1:24.048	47.230	124.1	6:20.172	2	3:23.012	1:14.084	1:20.652	48.276	124.2	6:29.221
3	3:43.571	1:14.592	1:23.802	1:05.177	112.8	10:03.743	3	3:39.782	1:16.007	1:21.225	1:02.550	114.7	10:09.003
4	2:20.484	41.102	1:02.861	36.521	179.5	12:24.227	4	2:23.147	41.340	1:05.091	36.716	176.1	12:32.150
5	2:19.849	41.038	1:02.348	36.463	180.3	14:44.076	5	2:21.691	41.042	1:04.023	36.626	178.0	14:53.841
6	2:19.881	41.017	1:02.421	36.443	180.3	17:03.957	6	2:21.525	41.030	1:03.814	36.681	178.2	17:15.366
7	2:20.686	40.883	1:03.192	36.611	179.2	19:24.643	7	2:22.199	41.163	1:03.586	37.450	177.3	19:37.565
8	2:20.318	40.965	1:02.799	36.554	179.7	21:44.961	8	2:21.639	41.189	1:03.401	37.049	178.0	21:59.204
9	2:21.497	40.863	1:04.154	36.480	178.2	24:06.458	9	2:21.405	41.298	1:03.397	36.710	178.3	24:20.609
10	2:21.578	40.839	1:04.122	36.617	178.1	26:28.036	10	2:22.148	41.474	1:03.737	36.937	177.4	26:42.757
12	Raul GUZMAN					MEX	16	Thomas RANDLE					AUS
	R-ACE GP							AVF BY ADRIAN VALLES					
1	3:02.760	45.320	1:22.876	54.564	138.0	3:02.760	1	3:00.725	44.094	1:21.841	54.790	139.5	3:00.725
2	3:22.594	1:11.752	1:22.797	48.045	124.5	6:25.354	2	3:22.622	1:11.541	1:23.459	47.622	124.4	6:23.347
3	3:41.654	1:15.439	1:22.001	1:04.214	113.8	10:07.008	3	3:42.336	1:15.159	1:22.709	1:04.468	113.4	10:05.683
4	2:22.635	41.232	1:04.277	37.126	176.8	12:29.643	4	2:21.495	41.123	1:03.956	36.416	178.2	12:27.178
5	2:21.598	41.131	1:03.413	37.054	178.1	14:51.241	5	2:20.016	41.025	1:02.570	36.421	180.1	14:47.194
6	2:45.393	44.036	1:15.104	46.253	152.4	17:36.634	6	2:20.348	41.159	1:02.706	36.483	179.7	17:07.542
7	2:58.549	1:17.918	1:03.792	36.839	141.2	20:35.183	7	2:20.939	41.196	1:02.920	36.823	178.9	19:28.481
8	2:20.801	41.460	1:02.701	36.640	179.1	22:55.984	8	2:20.800	41.137	1:03.009	36.654	179.1	21:49.281
9	2:21.052	41.438	1:02.994	36.620	178.8	25:17.036	9	2:20.730	41.294	1:02.791	36.645	179.2	24:10.011
10	2:20.854	41.539	1:02.638	36.677	179.0	27:37.890	10	2:21.414	41.108	1:03.194	37.112	178.3	26:31.425
13	Henrique CHAVES					POR	17	Alex PERONI					AUS
	AVF BY ADRIAN VALLES							FORTEC MOTORSPORTS					
1	3:03.787	45.992	1:23.060	54.735	137.2	3:03.787	1	3:08.680	46.783	1:26.019	55.878	133.6	3:08.680
2	3:22.854	1:12.445	1:22.399	48.010	124.3	6:26.641	2	3:24.294	1:15.463	1:19.533	49.298	123.4	6:32.974
3	3:41.109	1:15.651	1:21.543	1:03.915	114.0	10:07.750	3	3:37.412	1:14.672	1:20.795	1:01.945	116.0	10:10.386
4	2:22.435	41.038	1:04.402	36.995	177.0	12:30.185	4	2:22.529	41.535	1:04.237	36.757	176.9	12:32.915
5	2:21.299	41.466	1:03.036	36.797	178.4	14:51.484	5	2:22.056	41.738	1:03.532	36.786	177.5	14:54.971
6	2:21.614	41.539	1:03.443	36.632	178.0	17:13.098	6	2:21.695	41.248	1:03.722	36.725	177.9	17:16.666
7	2:20.804	41.301	1:02.765	36.738	179.1	19:33.902	7	2:23.188	41.513	1:04.829	36.846	176.1	19:39.854
8	2:20.887	41.348	1:02.944	36.595	179.0	21:54.789	8	2:22.235	41.425	1:04.007	36.803	177.3	22:02.089
9	2:20.411	41.188	1:02.744	36.479	179.6	24:15.200	9	2:21.926	41.149	1:04.184	36.593	177.7	24:24.015
10	2:20.671	41.130	1:02.987	36.554	179.2	26:35.871	10	2:22.644	41.211	1:04.617	36.816	176.8	26:46.659
14	Xavier LLOVERAS					ESP	18	Alexey KORNEEV					RUS
	AVF BY ADRIAN VALLES							FORTEC MOTORSPORTS					
1	3:10.178	47.630	1:25.759	56.789	132.6	3:10.178	1	3:08.014	46.661	1:25.644	55.709	134.1	3:08.014
2	3:23.860	1:15.008	1:19.208	49.644	123.7	6:34.038	2	3:24.278	1:15.757	1:19.041	49.480	123.4	6:32.292
3	3:36.950	1:14.357	1:20.482	1:02.111	116.2	10:10.988	3	3:37.669	1:14.447	1:20.982	1:02.240	115.8	10:09.961
4	2:23.046	41.650	1:04.349	37.047	176.3	12:34.034	4	2:22.606	41.391	1:04.352	36.863	176.8	12:32.567
5	2:22.475	41.546	1:04.282	36.647	177.0	14:56.509	5	2:22.066	41.246	1:03.974	36.846	177.5	14:54.633
6	2:21.942	41.100	1:04.056	36.786	177.6	17:18.451	6	2:21.901	41.371	1:03.674	36.856	177.7	17:16.534
7	2:22.873	40.902	1:04.889	37.082	176.5	19:41.324	7	2:21.862	41.387	1:03.698	36.777	177.7	19:38.396
8	2:24.593	43.006	1:04.779	36.808	174.4	22:05.917	8	2:22.073	41.472	1:03.804	36.797	177.5	22:00.469
9	2:22.114	40.970	1:04.210	36.934	177.4	24:28.031	9	2:22.667	41.384	1:04.117	37.166	176.7	24:23.136
10	2:21.988	41.115	1:04.196	36.677	177.6	26:50.019	10	2:23.247	41.627	1:04.734	36.886	176.0	26:46.383
							19	Frank BIRD					GBR
								FORTEC MOTORSPORTS					
							1	3:20.330	51.222	1:30.384	58.724	125.9	3:20.330
							2	3:24.789	1:22.238	1:10.130	52.421	123.1	6:45.119



Eurocup Formula Renault
4 Hours of Spa-Francorchamps
Race 2

Analysis

■ Personal Best ■ Session Best B Crossing the finish line in pit lane

Lap	Time	Sector 1	Sector 2	Sector 3	Kph	Elapsed	Lap	Time	Sector 1	Sector 2	Sector 3	Kph	Elapsed
3	3:30.767	1:13.107	1:18.556	59.104	119.6	10:15.886	8	2:22.836	42.309	1:03.673	36.854	176.5	22:04.503
4	2:25.220	41.308	1:07.122	36.790	173.6	12:41.106	9	2:21.950	41.380	1:03.856	36.714	177.6	24:26.453
5	2:21.608	41.572	1:03.345	36.691	178.1	15:02.714	10	2:21.650	41.137	1:03.554	36.959	178.0	26:48.103
6	2:22.313	41.229	1:04.206	36.878	177.2	17:25.027							
7	2:21.824	41.161	1:03.615	37.048	177.8	19:46.851							
8	2:23.852	41.539	1:05.250	37.063	175.3	22:10.703							
9	2:23.730	41.183	1:05.381	37.166	175.4	24:34.433							
10	2:22.251	41.356	1:04.147	36.748	177.3	26:56.684							

20 Najiy RAZAK MAS
FORTEC MOTORSPORTS

1	3:18.494	50.682	1:30.134	57.678	127.0	3:18.494
2	3:25.182	1:21.201	1:12.304	51.677	122.9	6:43.676
3	3:31.822	1:13.544	1:18.604	59.674	119.0	10:15.498
4	2:27.035	41.651	1:07.861	37.523	171.5	12:42.533
5	2:23.319	41.778	1:04.357	37.184	175.9	15:05.852
6	2:22.567	41.567	1:04.057	36.943	176.9	17:28.419
7	2:22.734	41.877	1:03.869	36.988	176.7	19:51.153
8	2:22.793	41.675	1:03.819	37.299	176.6	22:13.946
9	2:22.903	41.308	1:04.419	37.176	176.4	24:36.849
10	2:24.017	41.893	1:04.530	37.594	175.1	27:00.866

21 Sun YUE YANG CHN
JD MOTORSPORT

1	3:20.897	51.655	1:30.687	58.555	125.5	3:20.897
2	3:25.055	1:22.381	1:10.574	52.100	123.0	6:45.952
3	3:30.395	1:12.918	1:18.535	58.942	119.8	10:16.347
4	2:22.639	41.429	1:04.422	36.788	176.8	12:38.986
5	2:22.043	41.278	1:04.084	36.681	177.5	15:01.029
6	2:22.390	41.210	1:04.205	36.975	177.1	17:23.419
7	2:22.628	40.991	1:04.252	37.385	176.8	19:46.047
8	2:25.298	42.006	1:04.504	38.788	173.5	22:11.345
9	2:22.502	41.205	1:04.344	36.953	176.9	24:33.847
10	2:22.314	41.354	1:04.138	36.822	177.2	26:56.161

22 Jean-Baptiste SIMMENAUER FRA
JD MOTORSPORT

1	3:12.335	48.961	1:26.308	57.066	131.1	3:12.335
2	3:24.354	1:16.884	1:17.119	50.351	123.4	6:36.689
3	3:35.475	1:14.727	1:19.868	1:00.880	117.0	10:12.164
4	2:22.105	41.054	1:04.206	36.845	177.4	12:34.269
5	2:21.501	41.346	1:03.550	36.605	178.2	14:55.770
6	2:21.561	40.658	1:04.270	36.633	178.1	17:17.331
7	2:21.714	40.783	1:04.389	36.542	177.9	19:39.045
8	2:22.165	40.802	1:04.708	36.655	177.4	22:01.210
9	2:22.023	40.874	1:04.463	36.686	177.5	24:23.233
10	2:22.363	41.461	1:03.998	36.904	177.1	26:45.596

23 Alexander VARTANYAN RUS
JD MOTORSPORT

1	3:10.592	47.846	1:25.850	56.896	132.3	3:10.592
2	3:23.935	1:15.542	1:18.766	49.627	123.6	6:34.527
3	3:36.846	1:14.478	1:20.451	1:01.917	116.3	10:11.373
4	2:22.493	41.080	1:04.232	37.181	177.0	12:33.866
5	2:21.416	41.313	1:03.294	36.809	178.3	14:55.282
6	2:22.823	41.063	1:04.831	36.929	176.5	17:18.105
7	2:23.562	41.229	1:05.636	36.697	175.6	19:41.667

25 Julia PANKIEWICZ POL
MARK BURDETT MOTORSPORT

1	3:23.028	52.948	1:31.423	58.657	124.2	3:23.028
2	3:24.580	1:24.136	1:08.389	52.055	123.2	6:47.608
3	3:29.636	1:12.814	1:19.133	57.689	120.3	10:17.244
4	2:25.884	41.791	1:06.370	37.723	172.8	12:43.128
5	2:23.247	41.923	1:04.429	36.895	176.0	15:06.375
6	2:22.667	41.750	1:04.216	36.701	176.7	17:29.042
7	2:22.829	41.578	1:04.452	36.799	176.5	19:51.871
8	2:22.949	41.416	1:04.463	37.070	176.4	22:14.820
9	2:22.412	41.465	1:04.077	36.870	177.1	24:37.232
10	2:24.148	41.972	1:04.563	37.613	174.9	27:01.380

26 Presley MARTONO INA
MARK BURDETT MOTORSPORT


1	3:11.985	48.268	1:26.632	57.085	131.3	3:11.985
2	3:23.819	1:16.330	1:17.664	49.825	123.7	6:35.804
3	3:35.989	1:15.141	1:20.070	1:00.778	116.7	10:11.793
4	2:22.796	41.363	1:04.725	36.708	176.6	12:34.589
5	2:22.428	41.373	1:04.338	36.717	177.0	14:57.017
6	2:21.737	40.995	1:04.196	36.546	177.9	17:18.754
7	2:21.563	40.721	1:03.934	36.908	178.1	19:40.317
8	2:21.307	40.906	1:03.700	36.701	178.4	22:01.624
9	2:22.028	41.049	1:04.430	36.549	177.5	24:23.652
10	2:23.626	41.408	1:05.114	37.104	175.6	26:47.278

29 Richard VERSCHOOR NED
MP MOTORSPORT

1	3:03.228	45.964	1:22.727	54.537	137.6	3:03.228
2	3:22.751	1:11.898	1:22.835	48.018	124.4	6:25.979
3	3:41.324	1:15.799	1:21.557	1:03.968	113.9	10:07.303
4	2:22.732	41.480	1:04.091	37.161	176.7	12:30.035
5	2:22.325	41.699	1:03.892	36.734	177.2	14:52.360
6	2:21.599	41.275	1:03.677	36.647	178.1	17:13.959
7	2:21.180	41.186	1:03.377	36.617	178.6	19:35.139
8	2:21.325	41.220	1:03.432	36.673	178.4	21:56.464
9	2:22.663	41.907	1:04.194	36.562	176.7	24:19.127
10	2:21.264	41.284	1:03.212	36.768	178.5	26:40.391

30 Jarno OPMEER NED
MP MOTORSPORT

1	3:05.758	46.283	1:24.477	54.998	135.7	3:05.758
2	3:22.989	1:13.473	1:21.239	48.277	124.2	6:28.747
3	3:39.873	1:15.765	1:21.363	1:02.745	114.7	10:08.620
4	2:21.820	41.255	1:03.747	36.818	177.8	12:30.440
5	2:21.375	41.356	1:03.397	36.622	178.3	14:51.815
6	2:21.737	41.330	1:03.749	36.658	177.9	17:13.552
7	2:21.132	41.272	1:03.137	36.723	178.7	19:34.684
8	2:20.927	41.263	1:03.004	36.660	178.9	21:55.611
9	2:21.201	41.377	1:03.148	36.676	178.6	24:16.812
10	2:21.362	41.455	1:03.104	36.803	178.4	26:38.174



Eurocup Formula Renault 4 Hours of Spa-Francorchamps Race 2

Analysis

Lap	Time	Sector 1	Sector 2	Sector 3	Kph	Elapsed	Lap	Time	Sector 1	Sector 2	Sector 3	Kph	Elapsed	
31	Neil VERHAGEN USA MP MOTORSPORT							3	3:32.600	1:14.248	1:18.344	1:00.008	118.6	10:14.910
1	3:02.214	44.715	1:22.730	54.769	138.4	3:02.214	4	2:23.409	41.294	1:05.317	36.798	175.8	12:38.319	
2	3:22.450	1:11.600	1:22.950	47.900	124.5	6:24.664	5	2:23.128	41.052	1:05.271	36.805	176.2	15:01.447	
3	3:41.987	1:15.508	1:22.261	1:04.218	113.6	10:06.651	6	2:22.249	41.267	1:03.893	37.089	177.3	17:23.696	
4	2:22.339	41.193	1:04.288	36.858	177.1	12:28.990	7	2:22.119	40.875	1:04.203	37.041	177.4	19:45.815	
5	2:20.378	41.049	1:02.698	36.631	179.6	14:49.368	8	2:22.248	41.781	1:03.554	36.913	177.3	22:08.063	
6	2:19.931	41.147	1:02.415	36.369	180.2	17:09.299	9	2:21.713	41.410	1:03.443	36.860	177.9	24:29.776	
7	2:20.390	40.927	1:02.796	36.667	179.6	19:29.689	10	2:21.786	41.446	1:03.508	36.832	177.8	26:51.562	
8	2:21.971	41.800	1:03.679	36.492	177.6	21:51.660								
9	2:20.699	41.174	1:02.882	36.643	179.2	24:12.359								
10	2:20.867	41.228	1:02.900	36.739	179.0	26:33.226								
33	Daniel TICKTUM GBR ARDEN													
1	3:06.833	46.540	1:25.276	55.017	135.0	3:06.833								
2	3:22.844	1:14.539	1:20.103	48.202	124.3	6:29.677								
3	3:39.772	1:16.218	1:21.367	1:02.187	114.7	10:09.449								
4	2:22.269	40.934	1:04.704	36.631	177.2	12:31.718								
5	2:21.527	40.864	1:04.094	36.569	178.2	14:53.245								
6	2:21.150	41.156	1:03.412	36.582	178.6	17:14.395								
7	2:21.497	40.892	1:03.969	36.636	178.2	19:35.892								
8	2:20.921	41.093	1:03.361	36.467	178.9	21:56.813								
9	2:21.640	41.504	1:03.623	36.513	178.0	24:18.453								
10	2:21.241	41.202	1:03.255	36.784	178.5	26:39.694								
40	Charles MILES FRA R-ACE GP													
1	3:13.046	49.060	1:26.760	57.226	130.6	3:13.046								
2	3:24.482	1:16.467	1:17.465	50.550	123.3	6:37.528								
3	3:35.132	1:14.375	1:19.773	1:00.984	117.2	10:12.660								
4	2:24.648	41.286	1:06.593	36.769	174.3	12:37.308								
5	2:21.627	41.368	1:03.547	36.712	178.0	14:58.935								
6	2:22.002	41.281	1:03.687	37.034	177.6	17:20.937								
7	2:22.176	41.725	1:03.792	36.659	177.3	19:43.113								
8	2:22.285	41.139	1:04.372	36.774	177.2	22:05.398								
9	2:21.781	41.245	1:03.871	36.665	177.8	24:27.179								
10	2:21.948	41.198	1:03.910	36.840	177.6	26:49.127								
41	Theo COICAUD FRA R-ACE GP													
1	3:21.964	51.804	1:31.483	58.677	124.8	3:21.964								
2	3:24.967	1:21.999	1:10.568	52.400	123.0	6:46.931								
3	3:29.980	1:12.281	1:19.434	58.265	120.1	10:16.911								
4	2:23.153	41.397	1:04.945	36.811	176.1	12:40.064								
5	2:21.860	41.334	1:03.739	36.787	177.7	15:01.924								
6	2:22.190	41.103	1:03.906	37.181	177.3	17:24.114								
7	2:22.236	41.094	1:04.043	37.099	177.3	19:46.350								
8	2:23.354	41.928	1:04.623	36.803	175.9	22:09.704								
9	2:21.351	41.556	1:03.042	36.753	178.4	24:31.055								
10	2:21.386	41.371	1:03.156	36.859	178.3	26:52.441								
42	Michael BENYAHIA MAR R-ACE GP													
1	3:17.605	50.209	1:29.695	57.701	127.6	3:17.605								
2	3:24.705	1:20.206	1:13.354	51.145	123.2	6:42.310								

■ Personal Best ■ Session Best B Crossing the finish line in pit lane